

BMW 2 Series
Gran Tourer

www.bmw.com



Sheer
Driving Pleasure



THE NEW BMW 2 SERIES GRAN TOURER.

BMW EFFICIENT DYNAMICS.
LESS EMISSIONS. MORE DRIVING PLEASURE.

International version. Please contact your local dealer for country specific information.



BMW stands for sheer driving pleasure. And the joy of driving a BMW is a uniquely individual experience. Discover countless personal stories at www.bmw.com/BMWstories

GET MORE FROM YOUR BROCHURE.

Films, image galleries and much more – discover exciting digital content on every page with a QR code.



Download a QR reader compatible with your operating system. Next, start your QR reader and hold your smartphone or tablet above the QR code.



Furthermore, you can also take a completely digital tour of the BMW 2 Series Gran Tourer: Simply download the BMW catalogues app for your device and select the relevant model.

Internet use, depending on your mobile contract, may incur costs.



THE NEW BMW 2 SERIES GRAN TOURER. SHARE THE ADVENTURE.

THE MODELS SHOWN.

- 04 BMW 2 SERIES GRAN TOURER 220d xDRIVE WITH SPORT LINE:**
BMW TwinPower Turbo 4-cylinder diesel engine, 140 kW (190 hp), 18" light alloy wheels Y-spoke style 484, exterior paint finish in Flamenco Red brilliant effect metallic, seats in leather 'Dakota' Black with perforations and contrast stitching in Red, interior trim finisher Aluminium, finely brushed lengthwise and highlight trim finisher Pearl Chrome.
- BMW 2 SERIES GRAN TOURER 218i WITH LUXURY LINE:**
BMW TwinPower Turbo 3-cylinder petrol engine, 100 kW (136 hp), 18" light alloy wheels V-spoke style 485, exterior paint finish in Atlantic Grey metallic, seats in leather 'Dakota' Oyster with perforations and contrast stitching in Grey, interior trim finisher Black high-gloss and highlight trim finisher Pearl Chrome.

Further information on fuel consumption and CO₂ emissions can be found on pages 48 | 49.

INNOVATION AND TECHNOLOGY.

- 18 BMW TWIN POWER TURBO ENGINES:**
At the heart of BMW EfficientDynamics.
- 20 BMW EFFICIENT DYNAMICS:**
Making fuel saving fun.
- 22 BMW CONNECTED DRIVE:**
Services & Apps and driver assistance systems.
- 24 SUSPENSION:**
Innovative systems for more driving pleasure.
- 26 SAFETY:**
State-of-the-art technology.

INDIVIDUALITY AND CHOICE.

- 30 EQUIPMENT:** BMW models, equipment highlights, wheels and tyres as well as Original BMW Accessories.
- 44 COLOURS:** Exterior and interior colour schemes.
- 48 TECHNICAL DATA:** Vehicle weight, engine, transmission, driving performance, fuel consumption, wheels, electrical system and technical drawings.
- 50 BMW SERVICE:** BMW Service, BMW Financial Services and BMW Experience.

ROCK 'N' ROLL.

Newcomer of the year. The new BMW 2 Series Gran Tourer combines functionality and spaciousness with the classic BMW characteristics: driving pleasure and dynamics. From the moment the accelerator is pressed and from every perspective, it makes a great impression, offering plenty of space and the greatest possible flexibility. Whether you're enjoying its athleticism or taking a cosy ride to a concert with the band, in the new BMW 2 Series Gran Tourer, going on tour is always a hit.



EXPERIENCE ALL THE HIGHLIGHTS
IN THIS SHORT VIDEO.



TRERBLA'S MUSIC





**BECAUSE FATHERS
ARE MEN TOO.**

Versatility shows its athletic side. With the new BMW 2 Series Gran Tourer, BMW has proven just how good a spacious vehicle can look. The wedge-shaped body dynamically propels itself forward, driven by the newest generation of BMW TwinPower Turbo engines. This model is the first in its class to be equipped with the intelligent xDrive four-wheel drive, providing even more driving pleasure and improving safety. This means that it only raises your pulse when you want it to.



GROUP DYNAMICS.

Room for a solo. Or for the whole band. In the new BMW 2 Series Gran Tourer, there's no either/or, but there's plenty of room for "and". A driver-oriented cockpit and room for up to seven people. A high roofline and large doors for comfortable entry. Lots of storage options and a rear seat that can be shifted laterally. Optimal flexibility and maximal functionality. On top of it all: an optional panorama glass roof that floods the interior with light. Once you're behind the wheel, you'll see what you get out of this arrangement: the best of everything.



WITH A LARGE BACKSTAGE AREA.

Three sets of front-row seats. Thanks to its extraordinary versatility and sense of spaciousness, the new BMW 2 Series Gran Tourer means that everybody's a winner. The second row of seats even has room for three child seats. And should you require additional luggage space, the rear seat backrests can be folded down electrically at the touch of a button. Compared to the second row of seats, the third row is equally impressive. Featuring two fully equipped seats, those seated here are just as comfortable as those in the front as they enjoy the ride surrounded by expertly crafted select materials.



THIS IS HOW YOU WIN FANS.

In rhythm with your life. The new BMW 2 Series Gran Tourer is the rock star among seven-seaters, causing a frenzy at every appearance. It's an elegant athlete that scores points with its functionality. A cargo master whose dynamics are written on its face. Every street is its theatre. Every drive is an experience. And you'll recognise its refrain the moment you press the accelerator: it's called "driving pleasure".





INNOVATION AND TECHNOLOGY.

BMW TWIN POWER TURBO ENGINES: At the heart of BMW EfficientDynamics.

BMW EFFICIENT DYNAMICS: Making fuel saving fun.

BMW CONNECTED DRIVE: Services & apps and driver assistance systems.

SUSPENSION: Innovative systems for more driving pleasure.

SAFETY: State-of-the-art technology.




BMW TwinPower Turbo engines. At the heart of BMW EfficientDynamics.

Thanks to BMW TwinPower Turbo technology, the innovative new generation of BMW petrol and diesel engines from the BMW EfficientDynamics engine range can deliver an agile performance and excellent responsiveness even at low rpms, all while being exceptionally fuel efficient and low in emissions. Increased efficiency and optimal dynamics guarantee noticeably heightened driving pleasure.



BMW TWIN POWER TURBO 4-CYLINDER DIESEL ENGINE 218d.

The BMW TwinPower Turbo 4-cylinder diesel engine from the new generation EfficientDynamics range has a 2.0-litre capacity and generates 110 kW (150 hp) of power and a maximum torque of 330 Nm. Thanks to CommonRail direct injection and a turbocharger with variable turbine geometry, this engine boosts driving pleasure and fuel-efficiency while producing very few emissions.



BMW 216i.¹

- BMW TwinPower Turbo 3-cylinder petrol engine with 75 kW (102 hp) and 180 Nm of torque
- acceleration 0–100 km/h: 11.9 s;
- top speed: 185 km/h
- combined fuel consumption: 5.2 l/100 km²
- combined CO₂ emissions: 124–128 g/km²

BMW 218i.

- BMW TwinPower Turbo 3-cylinder petrol engine with 100 kW (136 hp) and 220 Nm of torque
- acceleration 0–100 km/h: 9.5 s;
- top speed: 205 km/h
- combined fuel consumption: 5.1–5.5 l/100 km²
- combined CO₂ emissions: 119–127 g/km²

BMW 220i.

- BMW TwinPower Turbo 4-cylinder petrol engine with 141 kW (192 hp) and 280 Nm of torque
- acceleration 0–100 km/h: 7.7 s;
- top speed: 223 km/h
- combined fuel consumption: 6.2–6.4 l/100 km²
- combined CO₂ emissions: 144–149 g/km²

BMW 214d.¹

- BMW TwinPower Turbo 3-cylinder diesel engine with 70 kW (95 hp) and 220 Nm of torque
- acceleration 0–100 km/h: 13.5 s;
- top speed: 180 km/h
- combined fuel consumption: 3.9 l/100 km²
- combined CO₂ emissions: 104–108 g/km²

BMW 216d.

- BMW TwinPower Turbo 3-cylinder diesel engine with 85 kW (116 hp) and 270 Nm of torque
- acceleration 0–100 km/h: 11.1 s;
- top speed: 192 km/h
- combined fuel consumption: 3.9–4.2 l/100 km²
- combined CO₂ emissions: 104–111 g/km²

BMW 218d.

- BMW TwinPower Turbo 4-cylinder diesel engine with 110 kW (150 hp) and 330 Nm of torque
- acceleration 0–100 km/h: 9.3 s;
- top speed: 205 km/h
- combined fuel consumption: 4.3–4.5 l/100 km²
- combined CO₂ emissions: 114–119 g/km²

BMW 220d¹/220d xDrive.

- BMW TwinPower Turbo 4-cylinder diesel engine with 140 kW (190 hp) and 400 Nm of torque
- acceleration 0–100 km/h: 7.9 s (220d xDrive: 7.6 s);
- top speed: 220 km/h (220d xDrive: 218 km/h)
- combined fuel consumption: 4.6 l/100 km² (220d xDrive: 4.9–5.1 l/100 km²)
- combined CO₂ emissions: 119–124 g/km² (220d xDrive: 128–134 g/km²)


BMW EFFICIENTDYNAMICS.
LESS EMISSIONS. MORE DRIVING PLEASURE.

¹ Planned availability: 07/2015. Preliminary values (based on the NEDC test cycle and standard tyres (wheel cluster 1)).
² Fuel consumption figures are dependent on the tyre size and optional equipment chosen (such as a third row of seating).
Further information on fuel consumption and CO₂ emissions can be found on pages 48 | 49.

The figures for output, fuel consumption and CO₂ emissions refer to vehicles with standard transmission. Optional equipment may increase these figures.

BMW EfficientDynamics Less emissions. More driving pleasure.

Whether the goal is maximum performance or minimum fuel consumption – for BMW, the focus is always on delivering quintessential BMW driving pleasure. BMW EfficientDynamics is the strategy developed by BMW to minimise fuel consumption and CO₂ emissions while simultaneously increasing dynamics and driving pleasure. It is a comprehensive technology package that includes the drive system, energy management and the vehicle concept – and is standard in every BMW.



OUTSTANDING AERODYNAMICS.

Thanks to targeted aerodynamic measures, every BMW boasts excellent air resistance figures. This has a positive impact on efficiency and driving stability, and reduces the level of noise in the interior. This is thanks to sophisticated solutions such as air vent control, the flat underbody cover, the Air Blades on the rear or the air curtain in the front apron.



DRIVE.

The **BMW TwinPower Turbo petrol engines** feature remarkably agile power delivery and spontaneous responsiveness, even at low engine speeds. At the same time they are more efficient, with lower emissions and better performance than their predecessors.

The new-generation **BMW TwinPower Turbo diesel engines** are characterised by outstanding responsiveness and agile power delivery at all engine speeds. They are also breathtakingly dynamic, highly fuel-efficient and produce few emissions.

OVERALL CONCEPT.

The entire vehicle design is a testament to the BMW EfficientDynamics philosophy. Its contoured silhouette is highly conducive to favourable **aerodynamics**. This has a positive impact on driving stability at higher speeds and also reduces the level of noise in the interior.

ENERGY MANAGEMENT.

The **Automatic Start/Stop function** switches off the engine when the vehicle comes to a temporary standstill (e.g. at traffic lights or in a traffic jam) to further reduce overall fuel consumption. When the driver presses down on the clutch (manual transmission) or takes their foot off the brake (Steptronic transmission), the engine automatically starts up again in a fraction of a second.

With **Brake Energy Regeneration**, the alternator generates electricity primarily when the driver brakes or takes their foot off the accelerator. Previously unused kinetic energy is thereby transformed into electrical energy and fed into the battery.

The **Optimum Shift Indicator** shows the most efficient gear for any given driving situation. The display in the cockpit of all BMW models informs the driver about the best choice of gear. This noticeably lowers fuel consumption through perfectly timed gearshifts, in particular in urban environments and over long distances.

Electric power steering delivers a precise steering response at all speeds. Since the system's electric motor only consumes energy when steering support is actually necessary, in contrast to conventional systems that rely on a hydraulic pump, it also reduces fuel consumption.

BMW ConnectedDrive

So connected, you're free.

Our world is becoming more closely connected every day. BMW drivers are used to the fact that their vehicle and their world are connected – that they can request information, communicate via telephone or email and always be up to date while they're on the go. The BMW ConnectedDrive¹ concept encompasses all the services and innovative technologies that link BMW vehicles and their passengers to the outside world and surrounding traffic.



With the **ConnectedDrive Services*** (optional equipment), you stay connected to all the things that matter and the people you care about. Each and every function is designed to improve your overall driving experience. ConnectedDrive Services provide access to an astonishing array of services and apps – such as Facebook, web radio and Message dictation. By opting for the optional ConnectedDrive Services when ordering your vehicle, you can also benefit from a huge range of other services – which can be ordered in a highly flexible manner via the **BMW ConnectedDrive Store**. Here you can find out about the range of services and apps that are available specifically to you and, if you want, you can also book the desired services directly from within the vehicle – or via your "My BMW ConnectedDrive" customer portal on your PC or tablet. This means that it's always up to you which of the many services you want to use.

BMW ConnectedDrive encompasses a wide range of intelligent services and assistance systems, allowing everybody to choose just what they need. The **BMW ConnectedDrive Services & Apps** provide greater flexibility by networking the driver, car and the outside world. The **BMW ConnectedDrive driver assistance systems** make every drive in a BMW both safer and more convenient. Intelligent systems make the driver's job easier and minimise the risk of accidents.



The optional full-colour **BMW Head-Up Display^{2,3}** projects all relevant information onto a screen positioned comfortably within the driver's field of view, so that you stay informed while keeping your eyes on the road. Current speed, directions from the navigation system, Speed Limit Info incl. no-overtaking indicator and telephone and entertainment lists, among other things are displayed.



The optional **Driving Assistant Plus** equipment significantly improves safety and comfort. It includes the person warning with light city braking function, Lane Departure Warning, the High-beam assistant, the Speed Limit Info, camera-based cruise control with Stop&Go function⁴ as well as the Traffic jam assistant⁵.



Intelligent emergency call* automatically establishes a connection with the nearest rescue coordination centre through the BMW call centre whenever needed – without the use of a mobile phone. It transmits information regarding the vehicle's current location and the severity of the accident. The Intelligent emergency call can also be triggered manually in case other road users require help, for example.



The optional **Concierge Services*** connect the driver to a BMW Call Centre agent at the push of a button. The agent can locate a particular restaurant, the nearest cash dispenser or an emergency pharmacy and send the address details directly to the car's navigation system.

* May not be available in all countries. Please consult your local BMW partner.

¹ For further information on BMW ConnectedDrive, particularly on the duration of the services and associated cost visit www.bmw-ConnectedDrive.com.

² Only available in conjunction with the optional equipment Navigation Plus. Not available as an individual piece of optional equipment.


³ The display is not fully visible when wearing polarised sunglasses.

⁴ Only available in conjunction with Steptronic transmission.

⁵ Only available in conjunction with Steptronic transmission and Navigation or Navigation Plus.

Suspension. A solid foundation for superior driving dynamics.

The new BMW 2 Series Gran Tourer features a wide range of innovative technologies to make sure you enjoy every drive. Many of these systems are intelligently interconnected and it is this level of integration that delivers the best possible safety, together with maximum driving pleasure – on every road, every bend and at every second.



THE INTELLIGENT BMW xDRIVE ALL-WHEEL DRIVE SYSTEM.

The intelligent BMW xDrive all-wheel drive system adapts nearly perfectly to even the most challenging road surface conditions, always offering outstanding traction. xDrive and Dynamic Stability Control (DSC) ensure that the BMW remains perfectly stable. Controlled via the DSC sensor system, xDrive flexibly and quickly distributes drive power between the axles in order to prevent oversteer or understeer, thereby ensuring outstanding directional stability. In critical road conditions, DSC doesn't need to intervene as much. BMW xDrive combines all the advantages of an all-wheel drive system – traction, directional stability and driving safety – with classic BMW agility for even more driving pleasure.



Performance Control (standard) distributes engine and braking control to the individual wheels when taking a bend. Because the outer wheels have to cover a longer distance than the inner wheels when turning, BMW Performance Control intervenes by means of engine output and controlled braking: the outer wheels get more power while the inner wheels get less, maximising traction on each of the wheels. This means that the vehicle practically turns itself, increasing driving safety and dynamics.

The optional **variable sport steering** with Servotronic enables a direct and agile driving style with less physical effort when steering. Independently of your current speed, it reacts by varying the steering ratio in line with the steering angle. This reduces the steering movement required when steering at particularly large angles. It features speed-dependent, variable power steering. This significantly increases agility and improves handling when driving dynamically through sharp bends and corners, or when swerving to avoid obstacles. It also makes parking, turning and manoeuvring easier. When the steering wheel angle is small, the steering delivers steady directional stability and precision on straights.

The optional **Dynamic Damper Control** makes it possible to adjust the damper characteristics to ideally suit any given situation, improving comfort and driving dynamics. Along with the standard COMFORT setting, which provides a serene and pleasant driving experience, the SPORT setting is also available. When this is selected, the damper settings are firmer and the driving characteristics are more direct and dynamic. Each mode is activated via the Driving Experience Control in the centre console.

The standard **Driving Experience Control** lets drivers choose between the standard COMFORT mode, the efficiency-oriented ECO PRO mode, and the SPORT mode, which facilitates even more dynamic driving. ECO PRO mode adjusts the characteristics of the Steptronic transmission (if present) and the heating/air conditioning settings to make the drive as fuel-efficient as possible.

The modern **front-wheel drive concept** from BMW combines agility and comfort. The powerful front axle is designed to achieve the best possible driving dynamics and most precise steering. The car's compact front-wheel drive construction with a transverse engine also allows for a spacious interior.

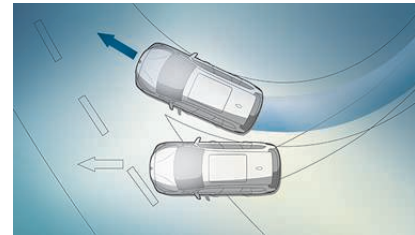
Safety.

Unparalleled safety with the latest BMW technology.


The new BMW 2 Series Gran Tourer is equipped with cutting-edge technologies that never let you down. Superb handling and innovative equipment come as standard. BMW drivers benefit from the very latest technologies that provide optimal support at all times. So you'll feel safe and protected, no matter where your journey takes you.




The new BMW 2 Series Gran Tourer is the perfect companion for travelling comfortably and safely with the whole family. The optional traffic jam assistant¹ spares your nerves by bringing you through traffic jams on its own – accelerating, braking and maintaining distance are all managed automatically. Or take the standard approach control warning with light city braking function², for example: if a vehicle in front of you brakes suddenly, you'll be warned with audio and visual cues in order to react in time. In the event of an accident, the standard intelligent emergency call will promptly send a call for help, assuring the fastest possible assistance.



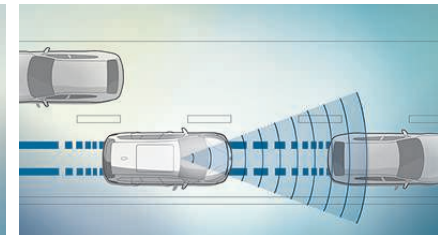
■ **Dynamic Stability Control (DSC)** constantly assesses the vehicle's movements and optimises directional stability and traction.



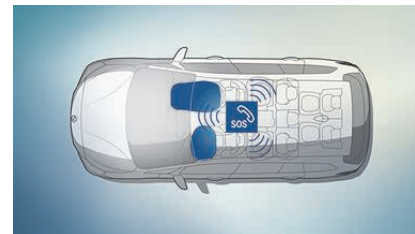
□ The **LED headlights with cornering lights** feature bright and efficient bi-LED light for low-beam and high-beam headlights. The LED cornering lights allow for adaptive light distribution with increased side illumination in city traffic.



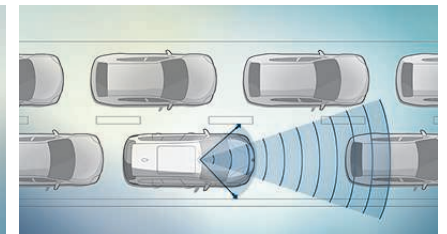
■ **Airbags** for the driver and front passenger are an integral part of the optimally coordinated safety components in a BMW. A total of six airbags offer targeted protection: the driver and front passenger airbags, the head airbags for the entire window surface on the side, and the side airbags integrated into the front seat backrests.



■ **Approach control warning with light city braking function²** actively helps the driver to avoid or reduce the severity of rear-end collisions. It is active at speeds of up to 60 km/h and preconditions the brakes for increased responsiveness. The system automatically initiates braking in the event of an emergency.



■ **Intelligent emergency call*³** automatically establishes a connection with the nearest rescue coordination centre through the BMW call centre whenever needed – without the use of a mobile phone. It transmits information regarding the vehicle's current location and the severity of the accident. Intelligent emergency call can also be activated manually.



□ **Traffic jam assistant¹** regulates the speed of the car and distance to the car ahead in dense traffic on motorways at speeds of up to 60 km/h, and also supports steering.

* May not be available in all countries. Please consult your local BMW partner.
¹ Traffic jam assistant is included in the optional Driving Assistant Plus system. It requires Steptronic transmission.
² This system may have limited functionality in darkness and fog.



INDIVIDUALITY AND CHOICE.

EQUIPMENT: BMW models, equipment highlights, wheels and tyres as well as Original BMW Accessories.

COLOURS: exterior and interior colour schemes.

TECHNICAL DATA: vehicle weight, engine, transmission, driving performance, fuel consumption, wheels, electrical system and technical drawings.

BMW SERVICE: BMW Service, BMW Financial Services and BMW Experience.



BASIC.



[01 | 04] The new 218i Gran Tourer in optional Imperial Blue brilliant effect paint finish with standard 16" light alloy wheels V-spoke style 471 and the optional roof rails in black.

[02] Classic BMW interior design with clear driver orientation and a modern aesthetic. This is the standard equipment with seats in cloth 'Grid' Anthracite and interior trim finishers Oxide Silver dark matt with highlight trim finishers Black high-gloss.




[03] Featuring three high-quality seats, the seat bench in the rear can be divided in a 60:40 ratio and also supports the adjustment of its fore-and-aft position. Thanks to a rear seat backrest that can be folded down in a 40:20:40 split, the angle of which can also be adjusted, this seat bench offers additional loading convenience and incredible variability.



[05] The black Sport leather steering wheel with a thick rim and contoured thumb rests has an exceptionally pleasant, perfectly contoured feel (shown here with multifunction buttons and gearshift paddles).



[06] The media system with 6.5" display, iDrive Controller, Bluetooth hands-free kit including audio streaming with compatible smartphones is part of the basic equipment as is the Sport leather steering wheel.



[07] In bad weather, the fog lights integrated into the front bumper provide extra safety.

[08] 17" light alloy wheels V-spoke style 479, 7.5 J x 17 with 205/55 R 17 tyres (standard for 220i and 220d xDrive).

LUXURY LINE.

■ Standard equipment □ Optional equipment

Luxury Line interior equipment:

- exclusive door sill finishers in front
- interior trim finishers on dashboard and doors in Finesline Stream fine-wood trim
- highlight trim finisher on the air vents (centre of cockpit and on the sides) in Pearl Chrome
- seat upholstery in leather 'Dakota' with exclusive perforations
- seat heating for driver and front passenger
- dashboard with contrast stitching
- centre console in colour of upholstery with contrast stitching
- car key with additional chrome detailing
- exclusive LED optical fibre in door trim
- lights package with LED technology and orange/white Ambient light

Luxury Line exterior equipment:

- exclusive 17" light alloy wheels
- line-specific air inlets, left and right, with chrome detailing
- BMW kidney grille in high-gloss Chrome
- rear apron with chrome accents
- Chrome Line Exterior



[01] The dashboard features elegant contrast stitching (shown here with high-gloss Black interior trim). Detailing in Pearl Chrome on the air vents contributes to an exceptionally exclusive atmosphere in the interior.

02 □



[02] The new 218i Gran Tourer Luxury Line model in optional Atlantic Grey metallic paint finish with the optional 18" light alloy wheels Y-spoke style 485, the optional roof rails in Aluminium satinised and the optional LED headlights with cornering lights.

[03] 17" light alloy wheels Multi-spoke style 481, 7.5J x 17 with 205/55 R17 tyres.

[04] 18" light alloy wheels Y-spoke style 484, 8J x 18 with 225/45 R18 tyres.

[05] The sumptuous seats are in perforated leather 'Dakota' (for other available leather colours, see pages 46 | 47).

SPORT LINE.

■ Standard equipment □ Optional equipment

Sport Line interior equipment:

- exclusive door sill finishers in front
- interior trim finishers on the dashboard and doors in high-gloss Black
- highlight trim finisher on the air vents (centre of cockpit and on the sides) in Pearl Chrome
- sport seats with Sport Line-specific 'Race' cloth upholstery with contrast stitching in red (exclusive) or grey
- dashboard with contrast stitching
- centre console in colour of upholstery with contrast stitching
- car key with additional chrome detailing
- exclusive LED optical fibre in door trim
- lights package with LED technology and orange/white Ambient light

Sport Line exterior equipment:

- exclusive 17" light alloy wheels
- line-specific right and left air inlets in high-gloss Black
- lower air inlet in high-gloss Black
- line-specific front kidney grille slats in high-gloss Black
- rear apron with a highlight trim finisher in high-gloss Black
- mirror caps available in black

01 □



02 ■



03 ■



04 ■



[01] The new 218d Gran Tourer Sport Line model in optional Mineral White metallic paint finish with the optional roof rails in Aluminium satinised, optional LED headlights with cornering lights, and optional BMW Individual high-gloss Shadow Line.

[02] The automatic air conditioning with two-zone regulation guarantees a high level of comfort for the driver and front passenger. Drivers will also enjoy the Sport leather steering wheel with multifunction buttons and cruise control with braking function (shown here with gearshift paddles).

[03] The sport seats with Sport Line-specific cloth 'Race' upholstery catch the eye, along with the contrast stitching on the dashboard.

[04] 17" light alloy wheels Star-spoke style 379, 7.5J x 17 with 205/55 R17 tyres.

M SPORT PACKAGE.

powered by 

M Sport package interior equipment:

- exclusive door sill finishers in front, with M logo
- exclusive interior trim finishers Aluminium Hexagon
- alternately available are interior trim finishers in high-gloss Black, Aluminium, finely brushed lengthwise or interior trim finishers in fine-wood trim 'Fineline'
- sport seats for driver and front passenger in exclusive cloth 'Micro Hexagon'/Alcantara' or
- exclusive leather 'Dakota' Black with perforations, blue stitching and M piping (further upholstery available)
- dashboard with contrast stitching in blue (exclusive) or grey
- M leather steering wheel with multifunction buttons
- M footrest
- shortened gear lever (only in conjunction with a 6-speed manual transmission) with 'M' logo
- BMW Individual roofliner in Anthracite
- model-specific car key with the exclusive 'M' logo
- exclusive LED optical fibre in door trim
- lights package with LED technology and orange/white Ambient light

M Sport package exterior equipment:

- 17" or
- 18" M-design light alloy wheels
- M Aerodynamics package with front and rear bumpers, as well as side sills in the body colour, and diffuser insert in Dark Shadow metallic
- M Sport suspension including lower setting
- fog lights
- M exclusive paint finish in Estoril Blue metallic (other paint finishes can be chosen)
- model-specific kidney grille slats in high-gloss Black
- 'M' logo on the front side panels
- BMW Individual high-gloss Shadow Line with trim strips, side frames, window recess finishers, mirror base and frame, and exterior mirror frames in high-gloss Black

01 □



02 ■



03 ■



04 ■



05 □



[01] The new 220d xDrive Gran Tourer M Sport model in the optional exclusive Estoril Blue metallic paint finish with the optional roof rails in black and optional LED headlights with cornering lights.

[02] The M leather steering wheel with multifunction buttons, together with the interior trim finishers Aluminium Hexagon, lend the interior a distinctly sporty look.

[03] The sport seats in cloth 'Micro Hexagon'/Alcantara' emphasise the interior's powerful, athletic appearance.

[04] 17" M light alloy wheels Double-spoke style 483 M, 7.5J x 17 with 205/55 R17 tyres.

[05] 18" M light alloy wheels Double-spoke style 486 M, 8J x 18 with 225/45 R18 tyres.

EQUIPMENT HIGHLIGHTS.

■ Standard equipment □ Optional equipment



01 □



02 ■



03 □



04 □



07 □



05 □



06 ■

[01] The LED headlights with cornering lights provide daylight-like illumination of the road for low-beam and high-beam headlights.

[02] Exterior mirrors, painted in the body colour, electrically adjustable, aspheric on the driver and front passenger sides, with additional LED indicators.

[03] With the Chrome Line Exterior, the windows are fully framed in chrome.

[04] BMW Individual high-gloss Shadow Line with side frames, window recess finishers, mirror base and frame, and exterior mirror frames in Black high-gloss.

[05] The fog lights in the front apron ensure better visibility and improved safety (standard for 220d and 220d xDrive).

[06] The air curtain channels air along the front apron and front wheels, reducing turbulence and air resistance, and lowering fuel consumption.

[07] Panorama glass roof, electric, with slide and lift functions (front), roller sunblind, wind deflector and comfort opening function via the car's remote control.



08 □



09 ■



10 □



12 ■



13 ■



11 □

[08] The steering wheel heating quickly warms up the rim of the steering wheel at the push of a button – which is especially convenient in winter.

[09] The black Sport leather steering wheel with a thick rim and contoured thumb rests has an exceptionally pleasant, perfectly contoured feel (shown here with multifunction buttons and gearshift paddles).

[10] The 8-speed automatic Steptronic Sport transmission¹ allows for both comfortable coasting and a dynamic driving style.

[11] M leather steering wheel including multifunction buttons, 373 mm in diameter, steering wheel rim in leather 'Walknappa' Black, contoured thumb rests (shown here with optional integrated gearshift paddles).

[12] The Driving Experience Control features various different modes, so the driver can choose between a comfortable, particularly efficient or superbly sporty drive.

[13] The electronic parking brake is conveniently activated via a button in the centre console. Without the handbrake lever, more room is available for other things.

¹ Not available with the 216i, 218i, 214d and 216d.

EQUIPMENT HIGHLIGHTS.

■ Standard equipment □ Optional equipment



[01] Park Distance Control (PDC) at the rear makes it easier to reverse and park the car in tight spaces.

[03] The full-colour BMW Head-Up Display^{3,2} projects all relevant driving information into the driver's field of vision.

[02] Driving Assistant Plus offers warning and collision safeguard functions, camera-based cruise control and traffic jam assistant¹.

[04] The Parking Assistant makes parallel parking easier. It does the steering while the driver remains in control of the accelerator and brakes (part of the Park Distance Control system, front and rear).



[05] The Driving Assistant^{4,5} draws the driver's attention to an unintentional lane change or possible collision and even brakes automatically in the event of an emergency.

[06] The rear view camera shows the area behind the car on the Control Display. Interactive guidelines and obstacle markings help the driver when reversing.

[07] Navigation Plus includes the BMW Head-Up Display, iDrive Touch Controller and built-in 8.8" LCD colour display.



[08] Practical storage compartments under the driver and front passenger seats⁶ offer additional storage options.

[09] The electric seat adjustment makes operation easier and the memory function allows users to save their desired settings for the seat and exterior mirrors.



[10] The automatic air conditioning with two-zone control includes Automatic Air Recirculation (AAR) with an active carbon filter, as well as fogging and solar sensors.

[11] Harman Kardon Surround Sound System with 360 W digital amplifier, 7 channels and 12 loudspeakers, including centre speaker.



[12] Air conditioning: all settings can be controlled manually. A microfilter and a heat duct in the rear ensure a comfortable temperature throughout the interior.

[13] Intelligent emergency call automatically establishes a connection with a rescue coordination centre through the BMW call centre whenever needed – without the use of a mobile phone.

¹ Only available in conjunction with Steptronic transmission, and navigation or Navigation Plus.

² Included with the optional equipment Navigation Plus. Not available as an individual piece of optional equipment.

³ The display is not fully visible when wearing polarised sunglasses.

⁴ This system may have limited functionality in darkness and fog.

⁵ The complete equipment is only available in conjunction with Steptronic transmission and the navigation system Professional or Business.

⁶ Not available in conjunction with manually adjustable sport seats.

EQUIPMENT HIGHLIGHTS.

■ Standard equipment □ Optional equipment



[01] Spacious storage compartments under the second row of seats also offer additional practical storage options to passengers in the rear.

[02] Featuring three high-quality seats, the seat bench in the rear can be divided in a 60:40 ratio and also supports the adjustment of its fore-and-aft position.

[03] Thanks to a rear seat backrest that can be folded down in a 40:20:40 split, the angle of which can also be adjusted, this seat bench offers additional loading convenience and incredible variability.



[04] The front passenger seat with foldable backrest¹ is testament to the high flexibility and well thought-out space concept.

[05] The third row of seats provides two forward-facing seats that can be individually folded down. For comfortable entry, the second row of seats can be folded forward with the Easy-Entry function.



[06] Passengers can place and use various objects on the folding tables at the rear. Their height can be adjusted.

[07] The bottle holders for the rear doors can hold beverage bottles with a volume of roughly one litre.



[08] The automatic tailgate operation opens and closes the tailgate electrically. All it requires is the push of a button.


[09] Remote electronic rear backrest release makes it particularly easy to fold down the rear-seat backrest from the luggage compartment.

[10] The luggage compartment can be loaded conveniently thanks to its large tailgate, a deep loading sill and broad opening.



[11] Contactless opening and closing of the tailgate² with a quick wave of the foot under the rear bumper.

[12] The roller cover protects luggage against prying eyes. When not required, the roller cover can be easily detached.



[13] The adjustable rear seat bench facilitates even more versatile use of the luggage compartment. The seats can be adjusted to either increase leg room for the rear passengers or to maximise loading space in the luggage compartment, depending on priorities for each journey.


[14] The storage compartment package offers a multitude of additional storage options in the interior and luggage compartment.

¹ Not available in conjunction with sport seats or electrical seat adjustment with memory.

² Only available in conjunction with automatic tailgate operation and the comfort access system.

WHEELS AND TYRES.

■ Standard equipment □ Optional equipment ○ Accessories



[01] 18" light alloy wheels V-spoke style 485, 8J x 18 with 225/45 R18 tyres.

[04] 17" light alloy wheels Double-spoke style 385, 7.5J x 17 with 205/55 R17 tyres.

[07] 16" light alloy wheels V-spoke style 471, 7J x 16 with 205/60 R16 tyres (standard for 216i, 218i, 214d, 216d and 218d).

[02] 17" light alloy wheels Y-spoke style 480, 7.5J x 17 with 205/55 R17 tyres.

[05] 16" light alloy wheels Double-spoke style 473, 7J x 16 with 205/60 R16 tyres.


[08] 18" light alloy wheels Double-spoke style 361 in Bicolour Orbit Grey, gloss-lathed. Complete wheel set, size 8J x 18 with tyre size 225/45 R18.¹

[03] 17" light alloy wheels Star-spoke style 478, 7.5J x 17 with 205/55 R17 tyres.

[06] 16" light alloy wheels Turbine styling 472, BMW EfficientDynamics 7J x 16 with 205/60 R16 tyres.

[09] 19" light alloy wheels Turbine style 487 in bi-colour Ferric Grey, gloss-lathed. Complete wheel set, size 8J x 19, with 225/40 R19 tyres.¹

ORIGINAL BMW ACCESSORIES.



[01] Extremely stable lockable touring bicycle holder for securely transporting a racing, touring or children's bicycle or mountain bike up to a maximum of 22.5 kg.

[03] The premium quality black leather case with a stylish stainless steel clasp prevents the buttons from accidentally being pressed and protects the key against scratches and dirt.

[05 | 06] Compact rear bike rack. For two bicycles or electric bicycles (each weighing no more than 30 kg). Can be easily and safely mounted on the trailer tow hitch, and safely folded up and stowed in the luggage compartment tray.

[02] Black/beige bag with plenty of space to store a variety of items. The bag is attached to the front seat and can be folded up for carrying.

[04] BMW child seats are available in various models and colours.


¹ These wheel designs and more can be found under Original BMW Accessories at www.bmw.com/accessories

EXTERIOR COLOURS.

■ Standard equipment □ Optional equipment



■ Non-metallic 300 Alpine White¹



□ Metallic A83 Glacier Silver²





□ Metallic B39 Mineral Grey²



M SPORT PACKAGE



□ Metallic C10 Mediterranean Blue




□ Metallic B45 Estoril Blue²




■ Non-metallic 668 Black



□ Metallic C08 Platinum Silver



□ Metallic C06 Flamenco Red brilliant effect




□ Metallic A89 Imperial Blue brilliant effect




□ Metallic A96 Mineral White²



□ Metallic C09 Atlantic Grey



□ Metallic B53 Sparkling Brown



□ Metallic 475 Black Sapphire²



THE NEW BMW 2 SERIES GRAN TOURER IN YOUR FAVOURITE COLOUR. TAKE A DIGITAL TOUR TODAY.

¹ Standard with the M Sport package.

² Optionally available with the M Sport package.

³ Exclusively available with the M Sport package.

[Colour samples] These colour samples are intended as an initial guide to the colours and materials available for your BMW. However, experience has shown that printed versions of paint, upholstery and interior trim colours cannot in all cases faithfully reproduce the appearance of the original colour. Please discuss your preferred colour choices with your BMW partner or dealership. There you can also see original samples and be assisted with special requests.

INTERIOR COLOURS.

■ Standard equipment □ Optional equipment



CLOTH

	Available with	
	<input checked="" type="checkbox"/> Basic <input type="checkbox"/> Sport Line <input type="checkbox"/> M Sport package	Cloth 'Grid' EGAT Anthracite ¹
	<input type="checkbox"/> Basic <input checked="" type="checkbox"/> Sport Line	Cloth 'Race' ERL2 Anthracite with red highlights ²
	<input type="checkbox"/> Basic <input checked="" type="checkbox"/> Sport Line	Cloth 'Race' ERL1 Anthracite with grey highlights ²

LEATHER

	Available with	
	<input type="checkbox"/> Basic	Leather 'Dakota' LCSW Black
	<input type="checkbox"/> Basic	Leather 'Dakota' LCCY Canberra Beige ³
	<input type="checkbox"/> Luxury Line <input checked="" type="checkbox"/> Sport Line <input type="checkbox"/> M Sport package	Leather 'Dakota' PDCY Canberra Beige, perforated ³
	<input checked="" type="checkbox"/> Luxury Line <input checked="" type="checkbox"/> Sport Line <input type="checkbox"/> M Sport package	Leather 'Dakota' PDSW Black, perforated
	<input type="checkbox"/> Luxury Line <input checked="" type="checkbox"/> Sport Line <input type="checkbox"/> M Sport package	Leather 'Dakota' PDD3 Saddle Brown, perforated ³

CLOTH/LEATHER UPHOLSTERY

	Available with	
	<input checked="" type="checkbox"/> M Sport package	Cloth/Alcantara combination 'Hexagon' HIMAT Anthracite ¹

	Available with	
	<input type="checkbox"/> Sport Line	Leather 'Dakota' PDL3 Black, perforated, with red highlights
	<input type="checkbox"/> M Sport package	Leather 'Dakota' PDN4 Black, perforated, with blue highlights
	<input type="checkbox"/> Luxury Line <input checked="" type="checkbox"/> Sport Line <input type="checkbox"/> M Sport package	Leather 'Dakota' PDOA Oyster, perforated, with grey highlights

INTERIOR TRIMS

	Available with	
	<input checked="" type="checkbox"/> Basic	4FS Oxide Silver dark, matt, highlight trim finishers Black high-gloss
	<input type="checkbox"/> Basic <input checked="" type="checkbox"/> Luxury Line <input checked="" type="checkbox"/> Sport Line <input type="checkbox"/> M Sport package	4LS Aluminium, finely brushed lengthwise, highlight trim finishers Pearl Chrome
	<input type="checkbox"/> Basic <input checked="" type="checkbox"/> Luxury Line <input checked="" type="checkbox"/> Sport Line <input type="checkbox"/> M Sport package	4LR fine-wood trim 'Fineline' Stream with highlight trim finishers Pearl Chrome
	<input type="checkbox"/> Basic <input checked="" type="checkbox"/> Luxury Line <input checked="" type="checkbox"/> Sport Line <input type="checkbox"/> M Sport package	4LU Black high-gloss with highlight trim finishers Pearl Chrome
	<input type="checkbox"/> Luxury Line <input checked="" type="checkbox"/> Sport Line	4FZ fine-wood trim 'Fineline' Tide with highlight trim finishers Pearl Chrome
	<input type="checkbox"/> Luxury Line	4FY fine-wood trim 'Fineline' Shore with inlays, with highlight trim finishers Pearl Chrome
	<input checked="" type="checkbox"/> M Sport package	4WE Aluminium Hexagon with highlight trim finishers Pearl Chrome

INTERIOR COLOURS

	Available with	
	<input checked="" type="checkbox"/> Basic <input checked="" type="checkbox"/> Luxury Line <input checked="" type="checkbox"/> Sport Line <input checked="" type="checkbox"/> M Sport package	Black
	<input checked="" type="checkbox"/> Basic <input checked="" type="checkbox"/> Luxury Line <input checked="" type="checkbox"/> Sport Line <input checked="" type="checkbox"/> M Sport package	Canberra Beige

BMW INDIVIDUAL ROOFLINER

	Available with	
	<input type="checkbox"/> Basic <input checked="" type="checkbox"/> Luxury Line <input checked="" type="checkbox"/> Sport Line <input checked="" type="checkbox"/> M Sport package	BMW Individual roofliner 775 Anthracite

Please note that even normal long or short-term use can lead to permanent upholstery damage or stains. This can be caused in particular by non-colourfast clothing.

Please note that the interior colour depends on the selected upholstery colour.

¹ Not available with sport seats.

² Only available with sport seats.

³ Planned availability: 07/2015.

		216i ^{1,2}	218i	220i	214d ^{1,2}	216d	218d	220d ^{1,2} 220d xDrive
--	--	---------------------	------	------	---------------------	------	------	------------------------------------

Weight/capacity

Unladen weight EU ³	kg	1465	1470 [1500]	1530 [1570]	1485	1495 [1505] ^{1,2}	1525 [1555]	1550 [1575]
Unladen EU ³ (xDrive)	kg	-	-	-	-	-	-	[1640]
Max. permissible weight	kg	2030	2040 [2065]	2100 [2130]	2055	2070 [2090] ^{1,2}	2090 [2120]	2120 [2140]
Max. permissible weight (xDrive)	kg	-	-	-	-	-	-	[2210]
Permitted load	kg	600	600	600	600	600	600	600
Permitted axle load, front/rear ⁴	kg	1005/1040	1015/1040	1060/1050	1025/1045	1030/1045	1060/1045	[1130/1110]
Permitted roof load	kg	75	75	75	75	75	75	75
Permitted trailer load, unbraked ⁵	kg	730	735	750	720	750	750	750
Permitted trailer load, braked, max. 12 % gradient ⁶	kg	1100	1500	1500	1400	1500	1500	1600
Permitted trailer load, braked, max. 8 % gradient ⁶	kg	1100	1500	1500	1400	1500	1500	1600
Permitted tow bar download	kg	75	75	75	75	75	75	75
Tank capacity approx.	l	51	51	61	51	51	51	61
Luggage compartment capacity, seats not folded ⁷	l	645–805/1905	645–805/1905	645–805/1905	645–805/1905	645–805/1905	645–805/1905	645–805/1905

Engine^{8,9}

Cylinders/valves		3/4	3/4	4/4	3/4	3/4	4/4	4/4
Capacity	cm ³	1499	1499	1998	1496	1496	1995	1995
Stroke/bore	mm	94.6/82.0	94.6/82.0	94.6/82.0	90.0/84.0	90.0/84.0	90.0/84.0	90.0/84.0
Max. output/engine speed	(kW/rpm)	75/4400	100/4400	141/5000	70/4000	85/4000	110/4000	140/4000
	(hp/rpm)	(102/4400)	(136/4400)	(192/5000)	(95/4000)	(116/4000)	(150/4000)	(190/4000)
Max. torque/engine speed	(Nm/rpm)	180/1250	220/1250	280/1250–4600	220/1750–2250	270/1750	330/1750	400/1750
Compression ratio	:1	11.0	11.0	11.0	16.5	16.5	16.5	16.5

Transmission

Standard transmission ratio	IV/III:1	3.62/1.95/1.24	3.62/1.95/1.24	3.92/2.14/1.28	3.62/1.95/1.24	3.92/2.14/1.28	3.92/2.14/1.28	5.25/3.03/1.95
	IV/V/VI:1	0.97/0.81/0.68	0.97/0.81/0.68	0.92/0.76/0.63	0.97/0.81/0.68	0.92/0.76/0.63	0.92/0.76/0.63	1.46/1.22/1.00
	VII/VIII/R:1	–/–/3.54	–/–/3.54	–/–/3.54	–/–/3.54	–/–/3.54	–/–/3.54	0.81/0.67/4.02
Axle drive ratio	:1	3.88	3.88	3.59	3.63	3.39	3.39	2.84

Performance

Top speed	km/h	185	205 [203]	223 [222]	180	192 [192] ^{1,2}	205 [207]	220 [220]
Top speed (xDrive)	km/h	-	-	-	-	-	-	[218]
Acceleration 0–100 km/h	s	11.9	9.5 [9.5]	7.7 [7.6]	13.5	11.1 [10.9] ^{1,2}	9.3 [9.3]	7.9 [7.8]
Acceleration (xDrive) 0–100 km/h	s	-	-	-	-	-	-	[7.6]
Acceleration 80–120 km/h in 5th gear (with standard transmission)	s	15.4	11.1	8.9	15.7	12.1	9.8	7.3

Fuel consumption^{9,10}

Urban	l/100 km	-	6.3–6.7 [6.4–6.8]	7.9–8.1 [7.3–7.5]	-	4.5–4.8 [4.5–4.9] ^{1,2}	5.1–5.3 [4.9–5.1]	-
Urban (xDrive)	l/100 km	-	-	-	-	-	-	[5.5–5.7]
Extra-urban	l/100 km	-	4.4–4.8 [4.6–4.9]	5.2–5.4 [5.1–5.3]	-	3.6–3.9 [3.8–4.0] ^{1,2}	3.9–4.1 [4.0–4.2]	-
Extra-urban (xDrive)	l/100 km	-	-	-	-	-	-	[4.5–4.7]
Combined	l/100 km	5.2	5.1–5.5 [5.2–5.5]	6.2–6.4 [5.9–6.1]	3.9	3.9–4.2 [4.0–4.3] ^{1,2}	4.3–4.5 [4.3–4.5]	4.5 [4.6]
Combined (xDrive)	l/100 km	-	-	-	-	-	-	[5.1–4.9]
CO ₂ emissions	g/km	124–128	119–127 [122–129]	144–149 [137–142]	104–108	104–111 [106–114] ^{1,2}	114–119 [114–119]	119–124 [117–124]
CO ₂ emissions (xDrive)	g/km	-	-	-	-	-	-	[128–134]

		216i ^{1,2}	218i	220i	214d ^{1,2}	216d	218d	220d ^{1,2} 220d xDrive
--	--	---------------------	------	------	---------------------	------	------	------------------------------------

Wheels

Tyre dimensions		205/60 R 16 V	205/60 R 16 V	205/55 R 17 W	205/60 R 16 V	205/60 R 16 V	205/60 R 16 V	205/55 R 17 W
Wheel dimensions		7 J x 16	7 J x 16	7.5 J x 17	7 J x 16	7 J x 16	7 J x 16	7.5 J x 17
Material		light alloy	light alloy	light alloy	light alloy	light alloy	light alloy	light alloy

Electrical system

Battery capacity	Ah	-	70+	80+	-	80+	80+	80+
Alternator output	A	-	150	150	-	150	150	150
	W	-	2100	2100	-	2100	2100	2100

¹ Planned availability: 07/2015.

² Provisional figures (based on the NEDC driving cycle and standard tyres (wheel cluster 1)); missing figures were not available at the time of publication.

³ The figure quoted includes a 90 % full tank, 68 kg for the driver and 7 kg for luggage. Unladen weight applies to vehicles with standard equipment. Optional equipment will increase this figure.

⁴ The figures quoted can differ for models with Steptronic transmission.

⁵ The actual overall trailer weight may not exceed the max. permitted trailer load, while taking into account the max. permitted tow bar download.

⁶ In conjunction with the optional third row of seating, the luggage compartment volume is reduced by 85 litres.

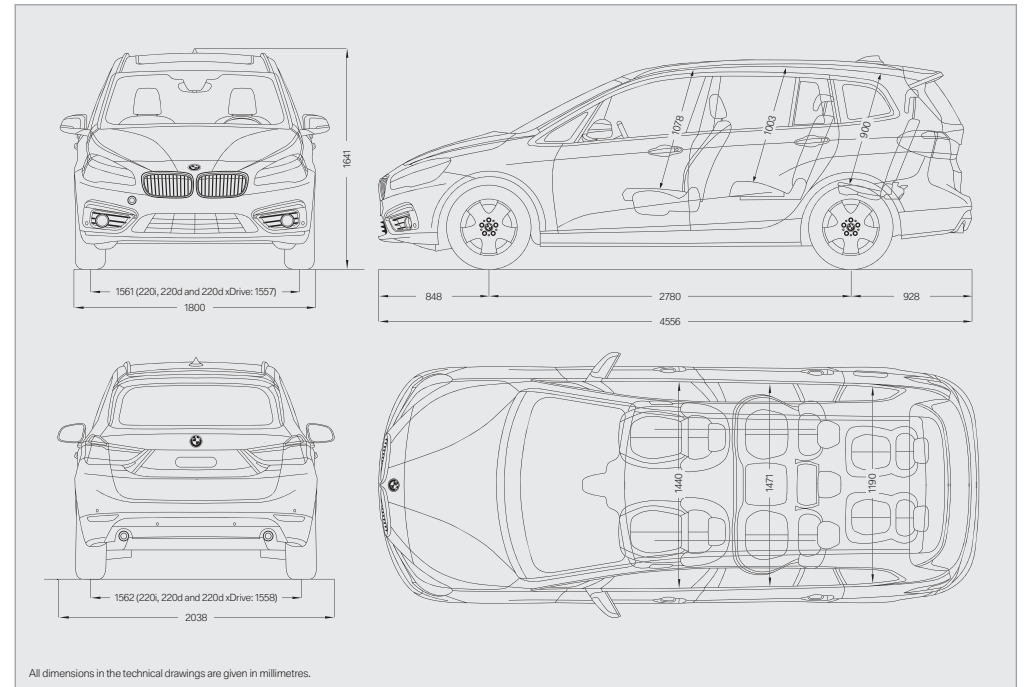
⁷ In conjunction with the optional spare wheel, the luggage compartment volume is reduced by 40 litres.

⁸ BMW recommends the use of RON 95 super unleaded petrol. Unleaded fuels RON 91 and higher with a maximum ethanol percentage of 10 % may also be used. Output and fuel consumption figures apply to operation with RON 98 fuel.

⁹ All engines comply with the EU6 emissions standard. Fuel consumption figures are determined according to the ECE driving cycle, which consists of approximately one-third urban traffic and two-thirds extra-urban driving (based on the distance covered). CO₂ emissions are measured in addition to fuel consumption.

¹⁰ Optional equipment may increase fuel consumption and CO₂ emissions. Please consult your BMW partner for more detailed information.

Values in [] refer to vehicles with Steptronic transmission.



WELL TAKEN CARE OF WITH BMW SERVICES:

When you buy a BMW, you can look forward to superb service and comprehensive customer care. For example, the **Condition Based Service** independently tracks both service fluid levels and the condition of parts subject to wear and then notifies you in the display when the vehicle requires servicing. So you only need to go to your BMW service partner when it's really necessary. When you do go, our

BMW SERVICE.



BMW Service Inclusive*: BMW Service Inclusive enables you to enjoy unlimited driving pleasure in your new BMW. You can select different levels of coverage and various contract durations. Costs for maintenance, inspection and wear are covered for the entire duration of the contract. Of course, only Original BMW Parts will be used for any repairs. BMW Service Inclusive is not just effective in your country, but worldwide, at all participating BMW Service partners. For further information visit www.bmw.com/serviceinclusive



BMW Mobile Service*: This service is there for you in case of a breakdown, day and night. Specially trained BMW technicians do everything necessary, on the phone or on-site, to get your car back on the road as fast as possible. We offer a comprehensive country-specific mobility package for breakdowns and insurance that covers you in the event of an accident or theft. And in case of an accident, call us at the BMW accident hotline! We'll take care of calling the police, an ambulance, a tow truck, a replacement car, notifying your insurance company and much more. For more information visit www.bmw.com



BMW Teleservices*: With Condition Based Service, you'll be automatically notified in the display of your next necessary service appointment. Provided you've consented, the most important vehicle data required for analysis will be relayed to BMW automatically. Your assigned BMW service partner will access the information and contact you free of charge to make a service appointment – if one is necessary. To access BMW Teleservices, the vehicle must be equipped with the optional Intelligent Emergency Call or ConnectedDrive Services. If necessary, the service can be deactivated at any time. For more on this topic please visit www.bmw.com/teleservices

BMW FINANCIAL SERVICE.



BMW Financial Services: Tailor-made finance: BMW Financial Services offers you attractive leasing, finance and insurance packages. For further information visit www.bmwfs.com or ask your local BMW partner to make you an individual offer.

THE BMW EXPERIENCE.



BMW TV*: www.bmw.tv enables you to experience the BMW brand in all its diversity. Features, portraits and background reports provide you with information on automobiles, innovations, sports and lifestyle topics.



BMW Driving Experience: The better you control your BMW, the more enjoyment you will derive from driving it. Use our training courses to learn for yourself what it means to reach a car's physical limits on various types of surfaces, and what you have to do to control your vehicle even in extreme situations. For further information please visit www.bmwdrivingexperience.com



BMW Welt: Collecting a new car at BMW Welt ranks among the best moments any driver can experience. Turn this moment into an unforgettable day, and make the handover of your new BMW part of a unique programme of activities tailored to your personal preferences. With the BMW Plant, the BMW Museum and the BMW Group Headquarters, you will be surrounded by fascinating history, a breathtaking present and spectacular visions of the future. Find out more at www.bmw-welt.com/en



BMW Magazine: In BMW Magazine, experience the newest BMW models in front of stunning backdrops. Discover new design trends, travel destinations and the richness of modern life. Encounter people with visionary ideas who are changing the world. Find out more at www.bmw.com/magazine

* May not be available in all countries. Please consult your BMW partner.

SHAPING THE FUTURE – RESPONSIBLY.



In 2014, the BMW Group was once again ranked the most sustainable car manufacturer in the world by the Dow Jones Sustainability Index. It is the only automotive company to have featured on the renowned index every year since its inception. The development of efficient vehicle concepts and eco-friendly production processes, up to and including recycling, is an integral part of our engineering philosophy. BMW EfficientDynamics standards have enabled us to cut the CO₂ emissions of our fleet of new vehicles in Europe by more than 30% between 1995 and today. We're also aiming to reduce the amount of resources such as water and energy used in production by 45% between 2006 and 2020. Production at our engine plant in Steyr has been waste-water free since 2007. And of course each of our vehicles is designed for easy and economical recycling after its long running life. Please contact your BMW partner on all matters regarding your end-of-life vehicle. For further information please visit our websites.

www.bmw.com/EfficientDynamics
www.bmwgroup.com/responsibility
www.bmw.com/recycling

More about BMW



Sheer
Driving Pleasure

www.bmw.com



The models illustrated in this brochure show the specifications of vehicles produced by BMW AG for the German market. In part, they include optional equipment and accessories not fitted as standard. According to the specific requirements of the markets of other European Union member states, alterations in models, standard and optional equipment, as described in this brochure, may occur. For more information about country-specific vehicle versions, please contact your local BMW partner. The images and product descriptions are subject to changes in specific details.

© BMW AG, Munich/Germany. Not to be reproduced wholly or in part without written permission of BMW AG, Munich.

4 11002 098201 2015 BB. Printed in Germany 2015.



MIX
Paper from
responsible sources
FSC® C001857