

# DISCOVERY



ABOVE & BEYOND





BY APPOINTMENT TO  
HM THE QUEEN  
MANUFACTURERS OF  
MOTOR VEHICLES  
JAGUAR LAND ROVER LIMITED  
COVENTRY



BY APPOINTMENT TO  
HRH THE DUKE OF EDINBURGH  
MANUFACTURERS OF  
MOTOR VEHICLES  
JAGUAR LAND ROVER LIMITED  
COVENTRY



BY APPOINTMENT TO  
HRH THE PRINCE OF WALES  
MANUFACTURERS OF  
MOTOR VEHICLES  
JAGUAR LAND ROVER LIMITED  
COVENTRY



**ABOVE & BEYOND**

Ever since the first Land Rover was conceived in 1947, we have built vehicles that challenge what is possible. These in turn have challenged their owners to explore new territories and conquer difficult terrains. Our vehicles epitomise the values of the designers and engineers who have created them. Each one instilled with iconic British design cues, delivering capability with composure. Which is how we continue to break new ground, defy conventions and encourage each other to go further. Land Rover truly enables you to make more of your world, to go above and beyond.





THE DISCOVERY IS WIDELY  
RECOGNISED AS THE WORLD'S MOST  
VERSATILE AND CAPABLE SUV.

**Gerd Mäuser,**  
Chief Marketing Officer – Jaguar Land Rover.

To view the Discovery in action visit [landover.com/25yearsofdiscovery](http://landover.com/25yearsofdiscovery)

Vehicle shown is a Discovery HSE in Loire Blue.





# CONTENTS

<b>DISCOVERY</b>		
New for 2016	4	
<b>DESIGN</b>		
Discovery Landmark	6	
Discovery Graphite	9	
Exterior	10	
Interior	13	
Seven-Seats	15	
Loadspace Capacity	16	
<b>DRIVING TECHNOLOGY</b>		
Terrain Response	18	
Hill Descent Control	21	
Wade Sensing	22	
On-Road Driving	25	
Towing and Driving Aids	26	
<b>FINISHING TOUCHES</b>		
Meridian™ Sound System	28	
Driver Aids	31	
Comfort For All	32	
<b>ENGINES</b>		
Eight-Speed Automatic Transmission	37	
3.0 Litre Diesel Engines	37	
V6 Supercharged Petrol Engine	37	
<b>BODY AND CHASSIS</b>		
Strength and Stability	38	
<b>SAFETY</b>		
Driver Safety Aids	40	
<b>SPECIFICATIONS</b>		
Choose Your Engine	44	
Choose Your Model	46	
Choose Your Colour	52	
Choose Your Wheels	54	
Choose Your Interior	56	
Choose Your Accessories	62	
<b>TECHNICAL DETAILS</b>		68
<b>LAND ROVER EXPERIENCE</b>		70

## DISCOVERY

# NEW FOR 2016

Discovery goes further. Its capability is born from the first Land Rover and is renowned across the city, across country and across the globe. Its contemporary design is purposeful, its drive connected and assured. Add class-leading versatility with seven full-size adult seats and the picture is complete.



## DISCOVERY LANDMARK

With its distinctive shape and superb levels of interior finish and comfort, Discovery Landmark is our most luxurious member of the family yet. Exterior design touches such as its Titan bonnet script and tailgate badges add greatly to the look whilst inside, attention to every single detail and such materials as luxurious Windsor leather seats help create an exclusive space that is both versatile and effortlessly relaxed.



## DISCOVERY GRAPHITE

New for 2016, Discovery Graphite is a truly contemporary and arresting interpretation of Land Rover Discovery. Striking and individual in appearance, the vehicle is always ready for adventure. Added to which, it's packed with additional features. Inside the vehicle, every touch has been included to create a contemporary space.


Vehicle shown above is a Discovery Graphite in Aruba.



## DESIGN

# DISCOVERY LANDMARK

Discovery Landmark is ready for anything. With its Titan bonnet and tailgate badges, full-length bright finish roof rails and Narvik Black mirror caps, Discovery Landmark looks truly distinctive. 20 inch five split-spoke alloy wheels further enhance its appearance, together with Narvik Black grille vanes and fender vents and an optional Alpine sunroof\*. The vehicle comes in a select choice of colours including Zanzibar, which has been introduced to the Discovery for the first time and is exclusive to Landmark. Inside, the same exemplary design cues are apparent. The luxurious standard Windsor leather seats are enhanced by stunning Grand Black Lacquer or Straight Grained Walnut trim finishers. And for the first time on Discovery, a Tan interior – is available, exclusive to Landmark and complemented by Ebony door facia and door castings. Unique Landmark badging heightens the vehicle's exceptional appeal.







1066

DISCOVERY





## DISCOVERY GRAPHITE

Discovery Graphite complements your chosen exterior colour in a truly contemporary and stylish way. Featuring 19 inch seven split-spoke alloy wheels in Gloss Dark Grey finish, a grille mesh in Dark Atlas with a Gloss Black and Atlas frame, Dark Atlas fender vents and optional privacy glass. A Hard Disk Drive Navigation System and rear parking aids are included as standard whilst the front parking aids are available as an optional feature. The exterior enhancements complement any one of nine paint colours which include Loire Blue, Montalcino Red, Santorini Black, Fuji White and Indus Silver, the Discovery Graphite demands to be noticed.



Vehicle shown left is a Discovery Graphite in Aruba.

# EXTERIOR

The Land Rover Discovery's design has constantly evolved during its life and that is why Discovery is always in its element, whether it's crossing town or taking everyone way beyond the city limits for the weekend.

The design of Discovery is accentuated by the use of jewel-like front lights giving the vehicle a contemporary look. While at the rear, the split tailgate has been designed for maximum reach and flexibility to make loading awkward objects easier.





2954

DISCOVERY





## INTERIOR

What Discovery gains in practicality and space, it doesn't compromise in comfort and attention to detail. Its tactile interior is a contemporary and beautifully crafted environment with seats available in a variety of materials such as Windsor leather\*. The Windsor leather driver's seat also includes electrically adjusted bolsters that give the driver even greater support. Double-stitching on the fascia top is just one indication of the high-quality finish throughout the vehicle.

It's those final touches that can make the overall effect even more appealing. That's why there's a choice of finishers available including Meteor\*, Straight Grained Walnut\* and Grand Black Lacquer\*. These apply to each of the four doors and down through the central area of the fascia.

\*Not available on all models.

Interior shown left and above is a Discovery Landmark in Tan Windsor leather.







## SEVEN-SEATS

Stadium seating gives everybody unspoiled views, with head, leg and shoulder room that are among the best in class and full-size seats for up to seven adults\*. These are just some of the benefits of Discovery's bold design and upright side profile.

\*Seven-seats is available as an optional feature. Standard on HSE Luxury.  
Interior shown left is a Discovery Landmark in Almond Windsor leather.  
Cubby Box Lid is only available in Arabica when Almond Windsor leather is selected on a Discovery Landmark model. Please see Colour and Trim Matrix on page 58 for interior combination availability.

## LOADSPACE CAPACITY

With the capability to transport the driver, six passengers and their luggage with ease, Discovery is every vehicle you'll ever need.

The flexible, versatile layout provides a configuration to suit almost every conceivable use – especially as the second and third rows\* can be folded independently of each other.



7 SEATS  
+280 LITRES



5 SEATS  
+1,192 LITRES

\*Where fitted.  
Please see Colour and Trim Matrix on page 58  
for interior combination availability.



4 SEATS  
+1,670 LITRES



3 SEATS  
+2,080 LITRES



2 SEATS  
+2,558 LITRES

## DRIVING TECHNOLOGY

# TERRAIN RESPONSE

Land Rover has always had capability at its heart and Terrain Response proves it. This proprietary technology acts as an off-road expert enabling the driver to tackle almost every surface with confidence. Terrain Response adapts to the responses of the vehicle's engine, gearbox, differentials and chassis systems to maximise driveability, comfort and traction.

There are up to five standard Terrain Response settings: General Driving, Grass/Gravel/Snow, Mud & Ruts, Sand and Rock Crawl\*. So, the vehicle feels sure-footed no matter what the terrain or weather conditions.



\*Rock Crawl not available with single-speed transfer gearbox.  
Vehicle shown right is a Discovery Graphite in Aruba.







## HILL DESCENT CONTROL

With exceptional ground clearance and short front and rear overhangs, Discovery is cleverly proportioned. Together with impressive torque and delivery of power, these attributes help ensure that the vehicle is eminently capable and highly manoeuvrable on the most demanding terrain.

Land Rover's patented Hill Descent Control (HDC) assists with controlled descents of difficult slopes by maintaining a constant speed and applying braking separately to each wheel.

**Gradient Release Control** is a patented Land Rover system that works with Hill Descent Control (HDC) across terrains such as rock, gravel and sand for more controlled, confident descents. This feature works in reverse and first gear.

As a vehicle enters a steep gradient, there is a moment when the feeling of sudden acceleration can occur, which is why Gradient Acceleration Control has been incorporated into Discovery's standard Hill Descent Control technology. This feature helps reduce the feeling of increased speed and smoothes out the overall effect to make descent feel more assured.

Hill Start Assist ensures you don't roll backwards as you pull away on an incline.

Vehicle shown left is a Discovery Graphite in Aruba.

## WADE SENSING

The odd expanse of water shouldn't affect a drive. Chances are it won't in Discovery. With a wading depth of up to 700mm, whether crossing streams, fords or flooded areas, an optional\* Wade Sensing feature located in the door mirrors can prove invaluable.

Unique to Land Rover, it gives the driver pictorial real-time information about the water's depth in relation to the vehicle, as well as maximum wading capability via the Touch-screen.

\*Not available on S models.  
Vehicle shown right is a Discovery Graphite in Aruba.











## ON-ROAD DRIVING

Heading away from the city towards the great outdoors should be a pleasure. That's why Discovery features advanced technology to help the driver feel more connected to the road and deliver an engaged and responsive drive. Now, getting there can be as enjoyable as being there.

Vehicle shown is a Discovery Landmark in Zanzibar.



## TOWING AND DRIVING AIDS

### SURROUND CAMERA SYSTEM\*

With five digital cameras mounted around the vehicle, the optional Surround Camera System provides a near 360° view. It aids parking and is perfect for more complex driving assignments such as towing a boat or a horsebox. By customising the number of images the camera relays to the Touch-screen, other functions can be utilised. **All Round Vision, Junction View, Rear View, Tow Assist and Tow Hitch Assist** are included in this advanced system.

### TOW HITCH ASSIST\*\*

As part of the Surround Camera System, Tow Hitch Assist makes coupling a trailer to the vehicle that much easier by helping you visualise the hitching process; it displays the predicted path of the vehicle towards the trailer tow bar on the Touch-screen.


On the road, the Tow Hitch Assist feature helps with reversing by predicting the trailer's direction. You can even choose your trailer's width for precise guidelines displayed on the Touch-screen.

### TRAILER STABILITY ASSIST

Trailer Stability Assist (TSA) monitors the vehicle to detect movements in the trailer and then uses selective braking to help correct potentially hazardous situations.

\*Optional on some models. Not available on the S model.

\*\*Requires towing equipment and Surround Camera System to be fitted. Vehicle shown is a Discovery Landmark in Zanzibar.







## FINISHING TOUCHES

# MERIDIAN™ SOUND SYSTEM

Land Rover has partnered with Meridian, a world leader in audio technologies and digital sound processing, to develop advanced audio systems for Discovery.

The Meridian™ Audio System\* delivers superb acoustics and is noted for its excellent reproduction quality from all sources – radio, CD, iPod® or USB. The optional Meridian Surround Sound System\*\* features 17 speakers including a subwoofer for full surround sound.

The result is the very best in world-class audio reproduction with sound that you feel and hear, just as the artist intended.

\*Optional on some models. Not available on S or HSE Luxury models

\*\*Standard on HSE Luxury.

Meridian is a registered trademark of Meridian Audio Ltd. CD and MP3 disc and file compatibility for your iPod® or other MP3 devices is standard. iPod® is a registered trademark of Apple Inc., registered in the US and other countries.



MERIDIAN SURROUND SOUND SYSTEM

 825 WATTS

 16 LOUDSPEAKERS

 SUBWOOFER







## DRIVER AIDS

### COMMAND DRIVING POSITION

For over 65 years, Land Rover has become renowned for many innovations, one of which is the legendary Command Driving Position. From here, the driver gets an unparalleled view of the road ahead and greater all round visibility. Hazards can be spotted earlier, parking is made easier and as all the key controls come readily to hand, it can help to reduce stress and fatigue.

Vehicle shown left is a Discovery Graphite in Aruba.

# COMFORT FOR ALL

## COMPACT SMART KEY – KEYLESS ENTRY\*†Δ/PUSH BUTTON START

Once the vehicle has been accessed using the remote transmitter, the device may be stored in a pocket or bag to allow starting without its use. The optional Keyless Entry system provides even greater convenience. When within close proximity of the vehicle along with the remote Compact Smart Key, simply open the door, get in and push the Start button.

## AUTOMATIC CLIMATE CONTROL

For the ultimate comfort whatever the temperature, heated front seats are available. The driver and passenger preferences can be independently controlled via the Touch-screen for additional comfort.

## REAR CLIMATE CONTROL\*†□

For added comfort, vehicles can be specified with optional heated second row seats. A rear Climate Control system is also offered.

## SUNROOF WITH ALPINE ROOF\*†

Even the rearmost passengers enjoy a glass roof in Discovery with the optional sunroof with Alpine roof. The sunroof tilts and slides electronically and the combined reflective properties of the glass panel and interior sunblinds keep everyone cool and the cabin light and airy.

## TIMED CLIMATE△◇

Timed Climate has an added **Park Heat facility**. This pre-heats the engine, channeling residual heat into the cabin, so the vehicle is warm and comfortable by the time you leave the house. It can be activated immediately by remote control, or pre-programmed through the Touch-screen to ensure it's ready for your regular morning departure time.



\*Optional on some models.

†Standard on HSE Luxury models.

ΔNot available on S models.

□Not available on TDV6 S models. Optional as part of Seven-seat Comfort Pack on SDV6 S models.

◇Available on diesel models only.

Interior shown right is a Discovery Landmark in Tan Windsor Leather. Combination available on petrol engine models only.





## REAR SEAT ENTERTAINMENT\*†

The optional Rear Seat Entertainment features two eight-inch screens built into the front headrests, a pair of WhiteFire® digital headphones and a dedicated remote control, you can feel truly at home with your choice of film, TV, music or games console.

## TELEVISION\*††Δ

Analogue/digital television channels can be watched at all times on the rear screens and front Touch-screen when vehicle not in motion.

## HARD DISK DRIVE NAVIGATION\*††□

With prompt access speed, graphics and display, the Hard Disk Drive Navigation System (HDD) stores up to 40GB of data. Navigation mapping can be upgraded via a Land Rover Retailer download. Additional features available on HDD-equipped vehicles are DVD Audio and MP3 DVD playback and Virtual CD Auto Changer which saves up to ten albums (in uncompressed format) to the HDD and provides track information for easy identification of CDs and tracks.

## THE PORTABLE AUDIO INTERFACE

Allows the connection to the in-car entertainment system of an iPod® with full track and search integration. An MP3 player or a mass storage device can also be connected via the USB port.



\*Optional on some models.

†Not available on S, SE or Graphite models.

††Not available on S models.

ΔWhilst Land Rover continues to work closely with its partners to develop TV standards worldwide, we cannot guarantee the TV feature in all countries at all times.

□Standard on Landmark and HSE Luxury models.

WhiteFire® is a registered trademark of Unwired Technology LLC and any use of such marks by Land Rover is under licence.

iPod® is a registered trademark of Apple Inc., registered in US and other countries.

Interior shown left is a Discovery HSE in Almond Windsor leather.





## ENGINES

### EIGHT-SPEED AUTOMATIC

Escape the daily grind. With three different engines to choose from, Discovery delivers in the most demanding criteria, including fuel economy, power or performance.

The Land Rover Discovery continues to drive power and all-terrain capability with efficient diesel and petrol engine options when matched with fuel-stretching Stop/Start technology\* and the refined ZF 8-speed automatic transmission.

### 3.0 LITRE DIESEL ENGINES

The 211PS (155kW) 3.0 Litre TDV6 remains the diesel engine entry level option, delivering 32.1mpg (8.8l/100km) and a CO<sub>2</sub> figure of 230g/km on a combined cycle. The higher-powered 249PS (183kW) 3.0 Litre SDV6 gives an equivalent fuel consumption figure of 32.1mpg (8.8l/100km) and 230g/km.

### V6 SUPERCHARGED PETROL ENGINE

The 3.0 Litre V6 Supercharged is the petrol engine of choice for the Discovery, generating 340PS@6,500rpm (250kW) with 450Nm of torque. Combined CO<sub>2</sub> emissions stand at 285g/km, delivering 23.5mpg (12.0l/100km).



\*Stop/Start technology is not available in all markets, please contact your Land Rover Retailer for feature availability.  
Engine shown above is 3.0 Litre V6 Supercharged.  
Vehicle shown left is a Discovery Landmark in Zanzibar.

## BODY AND CHASSIS

# STRENGTH AND STABILITY


### BODY, CHASSIS AND VEHICLE DYNAMICS

By utilising the very latest in Computer Aided Design and state-of-the-art technologies, we have been able to build a chassis that is strong, light and stiff. 'Hydroforming' has enabled our engineers to extrude steel which allows large components to be produced to the highest possible tolerances. Aluminium, magnesium and high strength Boron steel are also used to help shape the vehicle and reinforce specific features such as the front windscreen and rear passenger door pillars.

With exceptional ground clearance and short front and rear overhangs, Discovery is cleverly proportioned. Together with impressive torque and delivery of power, these attributes help ensure a superb drive. Standard ride height is 185mm, off-road height is up to 310mm.







## SAFETY

# DRIVER SAFETY AIDS



### BLIND SPOT MONITORING WITH CLOSING VEHICLE SENSING\*

These optional systems are designed to see what you might miss. Using discrete sensors hidden in the side of the rear bumpers, blind spot monitoring alerts you via an icon displayed in the appropriate door mirror when a vehicle enters a blind spot on either side of your vehicle. If a vehicle approaches at speed from behind when changing lanes, the closing vehicle sensing function will alert you by flashing the icon in the door mirror.



### REVERSE TRAFFIC DETECTION\*

Using radar detectors in the rear of the vehicle, the system is designed to warn you about potential collisions during reversing manoeuvres. The system can help detect a vehicle approaching from either side. When a target vehicle with a credible 'time to collision' is detected (a collision within three seconds or less), the system alerts the driver. Three warnings are given: an indicator lights up in the corresponding door mirror, an audible alert is sounded and a warning symbol is displayed on the camera screen.

\*Feature availability varies by engine and model. Please see the accompanying Specification and Price Guide for feature availability within market or contact your Land Rover Retailer for more information.



#### ADAPTIVE CRUISE CONTROL\*

The Adaptive Cruise Control (ACC) with Forward Alert system uses radar to scan the road ten times a second. ACC will dynamically match the speed of the vehicle in front of you, settling down behind it and maintaining a constant speed with one of four cruise gap distances set by your preference. Forward Alert will give an audio and visual alarm when you are closing in on a vehicle.



#### AUTOMATIC HEADLAMPS WITH HIGH BEAM ASSIST\*

Automatic headlamps with high beam assist feature detects vehicle headlamps/tail lights and dips the high beam until the light source is out of range. The system is able to distinguish between automotive and non-automotive light sources.

#### ADAPTIVE XENON HEADLAMPS WITH LED SIGNATURE\*

Adaptive Xenon headlamps with signature LED lights combine practicality with distinctive design. For more relaxed night-time driving, adaptive lighting varies the light cast ahead of the vehicle so that the beams follow the curve of the road.

---

Discovery offers an exclusive range of options that allow you to personalise your vehicle.

The following pages take you through a logical series of steps to create your ideal Discovery. You have several choices: from selecting your engine and model to exterior and interior colours before choosing your wheels and finishes.

To view the full list of standard and optional features available on each Discovery derivative please see the accompanying Specification and Price Guide or go to our online configurator at [landrover.com](http://landrover.com)

44-45

---

1

---

**STEP 1  
CHOOSE YOUR ENGINE**

You can select from a range of powerful petrol or diesel engines.

46-51

---

2

---

**STEP 2  
CHOOSE YOUR MODEL**

Select your ideal Discovery.

---

52-53

---

3

---

**STEP 3  
CHOOSE YOUR COLOUR**

There's a wide range on offer to enable you to express yourself.

54-55

4

**STEP 4  
CHOOSE YOUR WHEELS**

There's a range of styles, each one designed to complement the bold exterior.

56-61

5

**STEP 5  
CHOOSE YOUR INTERIOR**

Carefully selected colours complemented by a range of finishes. You can personalise your own interior space.

62-67

6

**STEP 6  
CHOOSE YOUR ACCESSORIES**

A range of stylish and practical accessories. You can tailor your vehicle to your specific needs.

68-69

---

**TECHNICAL DETAILS**

Technical information and data for dimensions, performance and specifications.

1



## DRIVELINE, ENGINE PERFORMANCE AND FUEL ECONOMY

Both our diesel and petrol variants include Intelligent Stop/Start technology allowing for reduced CO<sub>2</sub> emissions and greater fuel economy. Our petrol 3.0L V6 Supercharged engine is coupled with eight-speed automatic transmission that delivers an impressive 250kW (340PS) power output with torque of 450Nm.

	DIESEL		PETROL	
	3.0L TDV6	3.0L SDV6	3.0L V6 SUPERCHARGED	
	AUTOMATIC	AUTOMATIC	AUTOMATIC	
<b>POWER (PS)</b>	<b>211</b>	<b>249</b>	<b>340</b>	
Driveline	Four Wheel Drive (4WD)	Four Wheel Drive (4WD)	Four Wheel Drive (4WD)	
Power (kW / PS)	155 / 211	188 / 249	250 / 340	
Torque (Nm)	520	600	450	
Maximum torque (rpm)	2,000	2,000	3,500	
Capacity (cc)	2,993	2,993	2,995	
No. of cylinders	6	6	6	
Cylinder layout	Longitudinal V6	Longitudinal V6	Longitudinal V6	
<b>FUEL ECONOMY</b>				
Urban	l/100km (mpg)	9.8 (28.8)	9.8 (28.8)	15.7 (18.0)
Extra Urban	l/100km (mpg)	8.1 (34.9)	8.1 (34.9)	9.9 (28.5)
Combined	l/100km (mpg)	8.8 (32.1)	8.8 (32.1)	12.0 (23.5)
CO <sub>2</sub> Urban emissions	g/km	260	260	374
CO <sub>2</sub> Extra Urban emissions	g/km	213	213	236
CO <sub>2</sub> Combined emissions	g/km	230	230	285

## MODELS BY ENGINE

	S	SE	GRAPHITE	HSE	LANDMARK	HSE LUXURY
3.0L TDV6 Diesel Auto	■	■	■			
3.0L SDV6 Diesel Auto	■	■	■	■	■	
3.0L V6 Supercharged Petrol Auto		■	■	■	■	■

The figures provided are as a result of official manufacturer's tests in accordance with EU legislation. A vehicle's actual fuel consumption may differ from that achieved in such tests and these figures are for comparative purposes only. Vehicle shown left is a Discovery Graphite in Aruba.

# 2

EACH MODEL HAS A CHOICE OF ENGINES AND UNIQUE FEATURES.

This guide will help you to select your ideal Discovery. On the following pages you'll see the standard features for each model.

## DISCOVERY S



- Grille in Brunel with Gloss Black grille surround
- Fender vents in Brunel
- Oberon door handles
- Body coloured front bumper
- Body coloured wheel arches and rear bumper
- Tow eye cover in Dark Techno Silver
- Eight-speed automatic transmission
- Electronic air suspension
- Rear wash wiper
- Power adjustable, heated exterior mirrors
- Halogen headlamps with daytime running lights (DRL)
- Cloth seats
- Five-seats
- Leather steering wheel
- Automatic climate control
- Land Rover Audio System with eight speakers
- 19 inch ten-spoke 'Style 103' alloy wheels.



DISCOVERY SE



Contents of S, plus:

- Bright Pack (includes auto-dimming interior mirror)
- Rear parking aid with visual display\*

Replaces S content:

- 19 inch seven-spoke 'Style 703' alloy wheels.

DISCOVERY GRAPHITE



Contents of SE

Replaces SE content:

- Grille in Dark Atlas with Gloss Black and Atlas grille surround
- Fender vents in Dark Atlas
- 19 inch seven-spoke 'Style 704' with Gloss Dark Grey finish alloy wheels.

\*These features are not a substitute for driving safely with due care and attention, and will not function under all circumstances, speeds, weather and road conditions. The driver should not assume that these features will correct errors of judgement in driving. Please consult your vehicle owner's manual or your local authorised Land Rover Retailer for more details.

## DISCOVERY HSE



### Contents of SE, plus:

- Electric seats with memory
- Cruise control
- Interior mood lighting
- Bluetooth® phone connection\*
- Hard Disk Drive Navigation System\*\*

### Replaces SE content:

- Grille in Bright Atlas with Gloss Black grille surround
- Fender vents in Bright Atlas
- Body coloured door handles
- Tow eye cover in White Silver
- Xenon headlamps with LED signature and daytime running lights (DRL) (includes headlamp powerwash)
- Grained leather seats
- Meridian™ Audio System (380W) with 11 speakers including subwoofer†
- 19 inch seven split-spoke 'Style 704' alloy wheels.

## DISCOVERY LANDMARK



### Contents of HSE, plus:

- Unique Landmark badging
- Full length roof rails - Bright Silver finish
- Extended Leather Pack††
- Power adjustable steering column

### Replaces HSE content:

- Grille in Narvik Black with Gloss Black grille surround
- Fender vents in Narvik Black
- Discovery bonnet script in Titan
- Windsor leather seats
- 20 inch five split-spoke 'Style 511' alloy wheels.

DISCOVERY HSE LUXURY



Contents of Landmark, plus:

- Sunroof with Alpine roof
- Front and rear parking aid<sup>Δ</sup>
- Surround camera system
- Heated front and rear seats
- Rear climate control
- Premium carpet mats - front and rear, with contrast stitching
- Front centre armrest with cooled cubby box
- HomeLink<sup>®</sup> □
- Keyless entry
- Rear seat entertainment system, including Whitefire<sup>®</sup> wireless headphones
- Cold Climate Pack
- Seven-seat Convenience Pack

Replaces Landmark content:

- Premium Exterior Upgrade Pack including grille and Fender Vents in Bright Atlas with Gloss Black grille surround
- Adaptive Xenon headlamps with LED signature and daytime running lights (DRL) (includes headlamp powerwash)
- Heated leather steering wheel
- Short length roof rails - Black finish
- Meridian<sup>™</sup> Audio System (825W) with 17 speakers including subwoofer.<sup>†</sup>

\*The Bluetooth<sup>®</sup> word mark and logos are owned by the Bluetooth SIG, Inc. and any use of such marks by Land Rover is under licence.

\*\*Driving while distracted can result in loss of vehicle control. Do not operate, adjust or view the navigation or multimedia systems under conditions that will affect your safety or the safety of others. Only use mobile phones, and other devices, even with voice commands, when it is safe to do so.

<sup>†</sup>Meridian is a registered trademark of Meridian Audio Ltd. CD and MP3 disc and file compatibility for your iPod<sup>®</sup> or other MP3 devices is standard.

<sup>††</sup>Standard on Landmark models, optional on HSE Luxury.

<sup>Δ</sup>These features are not a substitute for driving safely with due care and attention, and will not function under all circumstances, speeds, weather and road conditions. The driver should not assume that these features will correct errors of judgement in driving. Please consult your vehicle owner's manual or your local authorised Land Rover Retailer for more details.

□Not available in all markets, please contact your Land Rover Retailer for feature availability.



## BLACK DESIGN PACK

### Personalising the exterior

The optional Black Design Pack\* has its own special character. The exterior sports full length Satin Black roof rails and Narvik Black mirror caps and door handles. The Narvik Black grille with bright insert, Black fog lamp bezels, Black 'DISCOVERY' bonnet and tailgate badging with no engine or derivative badge add to the design to give the vehicle a more contemporary feel. A moulded Anthracite tow eye cover, privacy glass\*\* and 20 inch five split-spoke Black alloy wheels complete the look.



Grille in Narvik Black



Fender vents in Narvik Black



20 inch five split-spoke Black alloy wheel 'Style 510'

\*Black Design Pack not available on all models.


\*\*Privacy glass not available in all markets and TDV6 SE models.

Vehicle shown left is a Discovery HSE with Black Design Pack in Montalcino Red.


# 3

## ALL MODELS\*


Fuji White  
(Solid)




Yulong White  
(Metallic)




Indus Silver  
(Metallic)



Aruba  
(Premium Metallic)



Corris Grey  
(Metallic)



Montalcino Red  
(Metallic)



Loire Blue  
(Metallic)




\*Excluding Landmark model.

LANDMARK MODEL


Santorini Black  
(Metallic)

Waitomo Grey  
(Premium Metallic)



Yulong White  
(Metallic)

Indus Silver  
(Metallic)



Santorini Black  
(Metallic)

Zanzibar\*\*  
(Metallic)

Waitomo Grey  
(Premium Metallic)



\*\*Available on Discovery Landmark only.

# 4



19 INCH TEN-SPOKE  
'STYLE 103'



19 INCH SEVEN-SPOKE  
'STYLE 703'



19 INCH SEVEN SPLIT-SPOKE  
'STYLE 704'

	OPTION CODE	S	SE	GRAPHITE	HSE	LANDMARK	HSE LUXURY
<b>WHEELS</b>							
19 inch ten-spoke 'Style 103'		■	-	-	-	-	-
19 inch seven-spoke 'Style 703'	029SV	□	■	-	-	-	-
19 inch seven split-spoke 'Style 704'	029TH	□	□	-	■	-	-

■ Standard □ Optional - Not Available.





19 INCH SEVEN SPLIT-SPOKE 'STYLE 704'  
WITH GLOSS DARK GREY FINISH\*



20 INCH FIVE SPLIT-SPOKE 'STYLE 510'  
DIAMOND TURNED WITH GLOSS BLACK FINISH



20 INCH FIVE SPLIT-SPOKE  
'STYLE 511'

	OPTION CODE	S	SE	GRAPHITE	HSE	LANDMARK	HSE LUXURY
<b>WHEELS</b>							
19 inch seven split-spoke 'Style 704' with Gloss Dark Grey finish*		-	-	■	-	-	-
20 inch five split-spoke 'Style 510' Diamond Turned with Gloss Black finish	029QM	□	□	-	□	□	-
20 inch five split-spoke 'Style 510' with High Gloss Black finish (not shown)**	029SP	-	□	-	□	-	□
20 inch five split-spoke 'Style 511'	029TJ	□	□	-	□	■	■

\*Available only with Graphite.

\*\*Option only available with Black Design Pack 20 inch (not shown).

**Please note:** When choosing vehicles fitted with specific wheel and tyre combinations or optional wheels and tyres, your intended use of the vehicle should be considered. Wheels with larger diameters and lower profile tyres may offer certain styling or driving benefits, but may be more vulnerable to damage. Please discuss your requirements with your Land Rover Retailer. For further details on tyre efficiency as required by EU legislation please speak to your Land Rover Retailer.

# 5

## CHOOSE YOUR SEAT CONFIGURATION



### **60:40 five-seats\***

The standard 60:40 five-seat option features two rows with three comfortable seating positions and full size headrests.



### **35:30:35 five-seats\*\***

For convenience and flexibility an optional three-way 35:30:35 five-seat configuration allows for numerous folding combinations, including the ability to fold and store the second row completely flat.

\*Not available on Landmark and HSE Luxury models. \*\*Standard on Landmark and HSE Luxury models. \*Standard on Landmark models.  
Within all seating configurations all row two outboard seats feature ISOFIX child seat anchorage points. Cubby Box Lid is only available in Arabica when Almond Windsor leather is selected on a Discovery Landmark model.  
Please see Colour and Trim Matrix on page 58 for interior combination availability.
















**Seven-seats†**

With seven full size adult seats, this optional configuration includes the 35:30:35 seat formation allowing for improved access into the third row seats and numerous folding combinations, including the ability to fold and store the second row completely flat.

## COLOUR AND TRIM MATRIX

You can now use this section to place your chosen colourway within the vehicle to personalise your cabin.  
A choice of trim finishers are also available.

	A		B		C
COLOURWAYS	EBONY (page 60)		ALMOND/ARABICA (page 61)		TAN (page 61)
<b>INTERIOR COLOUR</b>					
Seat colour	Ebony		Almond		Tan
Carpet	Ebony		Nutmeg		Ebony
Cubby box lid	Ebony		Almond (All Other) / Arabica (Landmark)		Ebony
<b>MODEL</b>					
S (Cloth)	○		-		-
SE (Cloth)	○		○		-
GRAPHITE (Cloth)	○		○		-
HSE (Grained leather)	○		○		-
LANDMARK (Windsor leather)	○		○		○
HSE LUXURY (Windsor leather)	○		○		-
<b>TRIM FINISHERS</b>					
 Meteor*	○		○		-
 Straight Grained Walnut†	○		○		○
 Grand Black Lacquer††	○		○		-
<b>EXTERIOR COLOUR</b>	<b>ALL MODELS<sup>Δ</sup></b>	<b>LANDMARK</b>	<b>ALL MODELS<sup>Δ</sup></b>	<b>LANDMARK</b>	<b>LANDMARK</b>
 Fuji White	▲	-	○	-	-
 Yulong White	▲	▲	○	○	▲
 Indus Silver	▲	▲	▲	▲	▲
 Aruba	○	-	▲	-	-
 Corris Grey	▲	-	○	-	-
 Montalcino Red	▲	-	○	-	-
 Loire Blue	▲	-	○	-	-
 Santorini Black	▲	▲	▲	○	▲
 Waitomo Grey	▲	▲	○	▲	▲
 Zanzibar	-	▲	-	▲	▲

▲ Combination is Designer's Choice ○ Combination is Available - Not Available.

\*Not available on Landmark.


†Not available on the S model, if selected for Landmark may only be paired with Tan or Almond/Arabica Windsor leather. ††Not available on the S model, if selected for Landmark may only be paired with Ebony Windsor leather.

ΔExcluding Landmark.

The above table is designed as a guide. Please contact your nearest Land Rover Retailer for more information.

## TRIM FINISHERS

Now you have chosen your interior colour combination, choose one of three trim finishers.



Meteor



Straight Grained Walnut



Grand Black Lacquer

Please see Colour and Trim Matrix on page 58 for combination availability.

## AVAILABLE INTERIOR COLOUR COMBINATIONS

The cabin in Discovery embodies the finest contemporary living. Horizontal and vertical lines and superb levels of comfort create a space in which you and your friends will want to spend time. A wide range of colourways and seat materials are available to suit all tastes.

**A** **Ebony / Ebony** – (available on S, SE, GRAPHITE, HSE, LANDMARK and HSE LUXURY)



Interior shown: Ebony Windsor leather\*.

\*Windsor leather only available on HSE and Landmark models.

†Cubby Box Lid is only available in Arabica when Almond Windsor leather is selected on a Discovery Landmark model. Please see Colour and Trim Matrix on page 58 for interior combination availability.

- B Almond / Arabica** – (available on SE, GRAPHITE, HSE, LANDMARK and HSE LUXURY)



Interior shown: Almond Windsor leather, with Almond Cubby Box Lid\*1.

- C Tan** – (available on LANDMARK only)



Interior shown: Tan Windsor leather.

6





## LAND ROVER APPROVED ACCESSORIES



Discovery is so capable and adaptable it can get straight to work across a huge variety of vastly differing terrains, conditions and roles. Even so, some owners want to add their own stamp of individuality by tailoring their Discovery to their specific needs with a range of stylish, practical accessories that are tough, versatile and bring an opportunity

for personalisation to Discovery. Importantly, these accessories can be added at any stage during the vehicle's life – not just when it's new. Naturally, Land Rover Approved Accessories are designed, tested and manufactured to the same exacting standards as the original equipment fitted to your vehicle.

Vehicle shown left is a Discovery HSE in Santorini Black and above is a Discovery Graphite in Aruba.



**Side Tubes, Stainless Steel\***  
VTD500020

**Side Tubes, Black Steel\***  
VTD500010 (not shown)

Manufactured from stainless steel with a highly polished or black finish. The rugged off-road appearance complements the vehicle's exterior design.



**Fixed Side Steps\***  
VPLAP0035

The side steps aid entry and exit into the vehicle and improve access to the roof. Design features include bright stainless steel edge trim and a rubber tread mat.



**Body Side Mouldings with Bright Insert**  
VPLAP0013

**Body Side Mouldings without Bright Insert**  
VPLAP0012 (not shown)

Providing protection for your door panels from accidental damage by adjacent vehicles.



**Stainless Steel Trim Finisher Kit**  
VPLAB0044

Includes lower door trim finishers and a tailgate trim finisher.



**Bright Finish Mirror Caps**  
VPLAB0132 – Upper



**Raised Air Intake**  
VPLAP0018

Ideal for dusty conditions, this raised air intake secures to the vehicle's 'A' post and also utilises the existing air intake vent fixings.

Additional parts are required for 3.0L TDV6 and 3.0L SDV6 models:

**Raised Air Intake Hose LR020025**  
**Raised Air Intake Elbow PHD000714**

\*The fitting of Side Steps or Side Tubes may affect the off-road capability of the vehicle.



Driving Lamp Kit  
VPLAV0019

High performance halogen driving lamps supplied with covers. Additional mounting brackets required.\*\*

Driving Lamp Mounting Brackets  
Pair – Direct to bumper VPLAV0098 (not shown)



Front Screen Shade  
VPLFY0068

Reflects the sun's rays and helps to keep the interior of your vehicle cool.



Stainless Steel Rear Bumper Treadplate  
LR006874



Rear Access Ladder  
AGP780020



Front Mudflaps  
CAS500010PCL

Mudflaps to reduce spray and help protect paintwork.



Rear Mudflaps  
VPLAP0017

Mudflaps to reduce spray and help protect paintwork.

\*\*Not compatible with Electric Winch (VPLAP0130).



Underbody Protection  
VPLAP0189

Underbody Protection (winch version)  
VPLAP0188 (not shown)



Electric Winch  
VPLAP0130

4,300kg maximum load capacity. Includes cover for protection when not in use. Plug-in remote control helps provide safe operation from up to 3.6 metres.

Winch Accessory Kit  
STC53202 (not shown)

Includes strap, snatch block, two shackles, heavy duty gloves and a storage bag.



Styled Valve Caps  
Land Rover – LR027560  
Union Jack – LR027664  
Black Jack – LR027666



Snow Traction System  
VPLAW0080

Applicable to 235/70 R17, 255/60 R18, 255/55 R19, 255/50 R20 wheel and tyre sizes. Fit to front wheels only.



20 inch ten-spoke 'Style 104'  
Tyre Specification: 255/50 ZR20  
VPLAW0003\*

\*Accessory wheel, rim only. To order the Land Rover Centre Cap please quote part number LR023301.

**Please note:** When choosing vehicles fitted with specific wheel and tyre combinations or optional wheels and tyres, your intended use of the vehicle should be considered. Wheels with larger diameters and lower profile tyres may offer certain styling or driving benefits, but may be more vulnerable to damage. Please discuss your requirements with your Land Rover Retailer. For further details on tyre efficiency as required by EU legislation please speak to your Land Rover Retailer.



**Cargo Divider**  
EOH500040

Separates luggage space into two protected sections. Lockable outer gate on one side. Must be fitted with Cargo Barrier. Not compatible with standard Loadspace Cover.\*\*

**Cargo Barrier**  
VUB501170

Easily removed. Retains cargo according to ECE-17 regulation. Can be used with standard Loadspace Cover.\*\*



**Loadspace Liner Tray**

EBF500010 Not compatible with Cargo Barrier  
EBF500080 Compatible with Cargo Barrier and Cargo Divider



**Loadspace Retention Net**  
VUB503130

Utilises loadspace tie-down points. Includes floor net and two ratchet straps. Strap length approximately two metres.



**Flexible Loadspace Protector**  
VPLAS0015

Heavy duty fabric helps protect loadspace up to window height. Also covers loadspace floor with second row seats folded. Includes heavy duty gloves.



**Loadspace Mat – Rubber**  
LR006401

Waterproof with retaining lip and hard wearing surface.



**Rechargeable Torch**  
VPLAV0102

High power 300 Lumen rechargeable torch machined from solid aluminium with a black anodised finish. An integral charging dock in the loadspace ensures it is always charged and ready for action. Features maximum output with three further settings including a flashing mode. Land Rover branded.

\*\*Can be fitted with Loadspace Rubber Mat (LR006401) and Rigid Loadspace Protector (EBF500080).

# DIMENSIONS AND CAPABILITIES



Wheelbase 2,885mm

Overall length 4,829mm



### Turning Circle

Kerb-to-kerb 11.45m  
Turns lock-to-lock 3.32



Height 1,887mm

Front wheel track 1,605mm



Rear wheel track 1,612.5mm



Width 2,053mm mirrors folded  
Width 2,200mm mirrors out

### Obstacle Clearance

Off-road height up to 310mm  
Standard ride height 185mm

### Standard Ride Height

With Alpine glass roof (not open) 1,882mm  
With fixed roof 1,887mm  
With roof rails 1,891mm  
With Alpine glass roof (open) 1,920mm  
With DAB radio antennae 1,938mm  
With roof rails and crossbar fitted 1,980mm  
Access height setting will reduce each of the above by 50mm

### Loadspace Capacity


Rear seats upright  
Height 1,027mm (1,058mm with Alpine roof)  
Width 1,235mm  
Loadspace volume 1,260 litres  
Loadspace width between arches 1,146mm  
Rear seats folded  
Height 1,027mm (1,058mm with Alpine roof)  
Width 1,235mm  
Loadspace volume 2,558 litres  
Loadspace width between arches 1,146mm  
Maximum length at floor 1,950mm

### Headroom

Maximum front headroom 1,020mm  
Maximum front headroom with Alpine roof 1,027mm  
Second row headroom 1,043mm  
Second row headroom with Alpine roof 1,076mm  
Third row headroom 983mm  
Third row headroom with Alpine roof 1,018mm

### Wading depth

Maximum wading depth  
With Air suspension: 700mm



	A	B	C
Ride Height			
Engine	Petrol / Diesel	Petrol / Diesel	Petrol / Diesel
Off-road	36.2° / 36.2°	27.3° / 27.3°	29.6° / 29.6°
Standard	32.2° / 32.2°	22.8° / 22.8°	26.7° / 26.7°



TECHNICAL SPECIFICATION

	DIESEL		PETROL
	3.0L TDV6	3.0L SDV6	3.0L V6 SUPERCHARGED
	AUTOMATIC	AUTOMATIC	AUTOMATIC
<b>POWER (PS)</b>	<b>211</b>	<b>249</b>	<b>340</b>
<b>ENGINE DATA</b>			
Capacity (cc)	2,993	2,993	2,995
No. of cylinders	6	6	6
Cylinder layout	Longitudinal V6	Longitudinal V6	Longitudinal V6
Valves per cylinder	4	4	4
Bore (mm)	84	84	84.5
Stroke (mm)	90	90	89
Compression ratio (:1)	16	16	10.5
Maximum power kW (PS) / rpm	155 (211) / 4,000	183 (249) / 4,000	250 (340) / 6,500
Maximum torque Nm / rpm	520 / 2,000	600 / 2,000	450 / 3,500
<b>BRAKES</b>			
Front type	Ventilated disc	Ventilated disc	Ventilated disc
Front diameter (mm)	360	360	360
Rear type	Ventilated disc	Ventilated disc	Ventilated disc
Rear diameter (mm)	350	350	350
Park brake	Electric Park Brake (EPB) integrated into brake caliper		

PERFORMANCE AND KEY DATA

	DIESEL		PETROL
	3.0L TDV6	3.0L SDV6	3.0L V6 SUPERCHARGED
	AUTOMATIC	AUTOMATIC	AUTOMATIC
<b>POWER (PS)</b>	<b>211</b>	<b>249</b>	<b>340</b>
<b>WEIGHTS (kg)</b>			
Weight from	2,558	2,558	2,565
Gross vehicle weight	3,240	3,240	3,240
Maximum mass on each axle (front)	1,450	1,450	1,450
Maximum mass on each axle (rear)	1,855	1,855	1,855
<b>TOWING (kg)</b>			
Unbraked trailer	750	750	750
Maximum towing	3,500	3,500	3,500
Maximum coupling point / nose weight	150	150	150
Maximum vehicle and trailer combination / Gross Train Weight	6,740	6,740	6,740
<b>ROOF CARRYING (kg)</b>			
Maximum roof load (including Roof Rails)	75	75	75
<b>PERFORMANCE</b>			
Maximum speed kph (mph)	180 (112)	180 (112)	195 (121)
Acceleration 100kph in seconds (0-60mph)	10.7 (9.9)	10.7 (9.9)	8.1 (7.7)
Fuel tank capacity – usable (litres)	82.3	82.3	86.3
Diesel Particulate Filter (DPF)	Standard	Standard	N/A

## LAND ROVER EXPERIENCE

Ever since its inception, Land Rover has been ready for anything. Its legendary capability has seen it tackle the most demanding of terrains, in the most difficult conditions. Its versatile interior has become synonymous with comfort and greater loadspace. And its 'can do' attitude has made it the most welcome of vehicles across the globe.

You can be part of the Land Rover story at one of our Land Rover Experience centres. You can see how each and every one of these iconic vehicles is built. You can take one out onto off-road tracks where your driving skills will be put to the test. Or you can go even further on one of our Adventure Travel holidays to such countries as Tanzania, Iceland or Morocco. Adventure awaits.



## BEHIND THE SCENES TOURS

Ever wanted to discover how your Land Rover was built? To see the incredible journey upon which each and every one of our vehicles travels before you receive it?

You can experience how it is created using state-of-the-art technologies, the most efficient processes, the finest materials and British Craftsmanship at our facilities around the world.

From on-demand ordering of parts, to final trim and quality tests, the entire process will come to life before your eyes. It's a truly impressive display of engineering, craft and precision; one that you can then physically enjoy by taking a vehicle out onto one of our Experience Drives.

For more information, visit  
[landrover.com/behindthescenestours](https://landrover.com/behindthescenestours)

## EXPERIENCE DRIVES

Wading through mud. Crossing a Tipping Bridge. Or creeping up a slippery, steep incline. Our Experience centres have an array of obstacles and challenges to tax even the most accomplished of drivers.

Our experts will teach you how to navigate through some of the most demanding terrain. Then, you can take the skills that you have learned and use them when you drive every day.

There's a choice of courses from Taster Drives through to Full Day Experiences, available in over 40 Land Rover Experience operations around the globe. Each one provides a unique and hugely memorable adventure that you, your family and friends can all enjoy.

You'll never feel more confident behind the wheel.

To book, go to  
[landrover.com/experiencedrives](https://landrover.com/experiencedrives)





## ADVENTURE TRAVEL

Which destination would top your wish list of places to go on an adventure? The wide open, savagely beautiful plains of the Serengeti? Or simply exploring castles and manors around Britain? Well, you can revel in an epic adventure from the comfort and luxury of a Land Rover, assured in the meticulous planning and local insight for which Abercrombie & Kent is renowned. These two great British brands have come together to bring you a world of exploration, adventure and luxury in iconic worldwide destinations.

Each trip has a local guide and expert Land Rover instructors to provide support and guidance, ensuring you get the most out of your driving experience. Added to which, you will stay in boutique accommodation. Be part of an extraordinary journey, reimagined.

For more information, visit  
[landrover.com/adventuretravel](http://landrover.com/adventuretravel)

**IMPORTANT NOTICE:** Jaguar Land Rover Limited is constantly seeking ways to improve the specification, design and production of its vehicles and alterations take place continually. Whilst every effort is made to produce up to date literature, this brochure should not be regarded as an infallible guide to current specifications, nor does it constitute an offer for the sale of any particular vehicle. Distributors and Retailers are not agents of Jaguar Land Rover Limited by any express or implied undertaking or representation.

All Land Rover Approved Accessories fitted by a Land Rover Retailer within one month or 1,600 kilometres/1,000 miles (whichever occurs first) of the handover of a new registered vehicle will benefit from the same warranty terms and period of cover as the vehicle warranty. Accessories purchased outside of these parameters will be subject to a 12 month unlimited mileage warranty. All Land Rover Approved Accessories are rigorously tested to the same exacting standards as those applied to our vehicles. Performance in extreme hot and cold temperatures, corrosion resistance, impact and airbag deployment highlight some of the exhaustive product testing carried out to ensure accessories are both durable and importantly, continue to comply with current legislation. Some of the accessories featured are not available on all models. Please consult your nearest Land Rover Retailer for more information.

All our accessories are designed to be an integral part of Land Rover vehicles. While many items such as roof carriers are simple to fit, some products require specialist tools and diagnostic equipment to ensure correct integration with the vehicle structure and electrical systems. These products vary from market to market, please consult your Land Rover Retailer who will be pleased to advise you on current specifications and any query you may have.

The colours reproduced here are subject to the limitations of the printing process and may therefore vary slightly from the actual vehicle. The company reserves the right to alter or withdraw any colour finish without notice. Some of these colours may not be obtainable in your country. Please check availability of colours and current specifications with your Land Rover Retailer. Distributors and retailers are not agents of Jaguar Land Rover Limited and have absolutely no authority to bind Jaguar Land Rover Limited to any express or implied undertaking or representation.

Castrol EDGE Professional exclusively recommended by Land Rover.

Please check availability of Standard and Optional features with your Land Rover Retailer.

Vehicle shown on front and back cover is a Discovery Landmark in Zanzibar.



**Jaguar Land Rover Limited** Registered Office:  
Abbey Road, Whitley, Coventry CV3 4LF  
United Kingdom.

Registered in England: Number 1672070

[landrover.com](http://landrover.com)

© Jaguar Land Rover Limited 2015.  
Publication Number: LRML 5047/15

