

THE LS





THE LS

Introduction	04 - 07
State-of-the-art Refinement	08 - 09
L-Finesse	10 - 11
Interior Luxury	12 - 17
Full Hybrid	18 - 19
V8 Power	20 - 21
F SPORT	22 - 25
Advanced Technology	26 - 27
Innovative Safety	28 - 29
Lexus Quality	30 - 31
Environmental Leadership	32 - 33
Technology & Specifications	34 - 67



"WE'VE GIVEN OUR LS FLAGSHIP SHARPER DRIVING DYNAMICS AND DEVELOPED STATE-OF-THE-ART TECHNOLOGIES THAT DELIVER THE VERY HIGHEST LEVELS OF REFINEMENT, LUXURY AND SAFETY PERFORMANCE."

Hideki Watanabe, LS Chief Engineer

AMAZING IN MOTION

To create amazing, you have to do things the hard way. That's why - when developing the first Lexus, the LS 400 - we tasked 60 designers and 1,400 engineers with creating a luxury sedan that revolutionised the car market on its launch in 1989. The latest LS is no less remarkable. Featuring a total of 3,000 improvements, it has an impressive 12.3-inch multimedia central display, pioneering air conditioning and Advanced Pre-Crash Safety technology. Incredibly enjoyable to drive, and available as an F SPORT model, it is the most refined sedan we've ever built.





SUPREME CALM

**ENJOY AN AMAZINGLY QUIET LUXURY SEDAN,
WITH A 'SPEECH INTELLIGIBILITY INDEX' OF
NEARLY 100% AT 100 KM/H.**

The LS is an incredibly quiet car in which to travel. By perfecting a breakthrough laser screw welding process to make the chassis even stiffer, we significantly reduced vibrations. Wind noise has been lessened thanks to a near-flat underbody and tiny winglets fitted to the front door frame mouldings and rear lights. To minimise road noise, we even developed wheels with a special hollow rim to absorb tyre noise (see page 41). Finally, if desired, the driver can select COMFORT mode which adjusts the air suspension for a smoother and more relaxed ride.

A UNIQUE WELCOME

EQUIPPED WITH LEADING EDGE TECHNOLOGY, THE LS GIVES A UNIQUE JAPANESE 'OMOTENASHI' WELCOME.

As you approach the LS, with the electronic smart key in your pocket or bag, lights in the door mirrors and LED clock are activated and begin a sophisticated greeting. Once seated, press the start button and a beautiful animation commences on the central display, while silky white light flows gently along the dashboard. However, this is only the beginning. You can enjoy a reclining Shiatsu massage seat, relax to world-class 19-speaker Mark Levinson® sound, or watch a DVD or Blu-ray Disc™ on a 9-inch video screen.



BOLDER AND BRIGHTER

THE STUNNING LS FEATURES A LONG, STREAMLINED CABIN, BOLD CHROME-FRAMED 'SPINDLE GRILLE' AND ALL LED LIGHTING.

Travelling in the LS endows a very special feeling. Second glances are born of its remarkable, bold design featuring an iconic, chrome-framed front grille set between LED headlights. Sleek new daytime running lights and fog lights depict a beautiful visualisation of the Lexus 'L' emblem; a theme also displayed in the rear lights. Viewed from the side, the long and streamlined cabin offers peerless luxury to you and up to four guests.







ENLIGHTENED DESIGN

INTERACT WITH THE LARGE 12.3-INCH MULTIMEDIA DISPLAY, USING VOICE CONTROL OR REMOTE TOUCH.

The driver's seat in the LS is an amazing place to be. Your first points of contact are the beautifully crafted leather and wood steering wheel and gearshift that is finished in aluminium. Perfectly positioned for a relaxing drive, the stunning 12.3-inch central display can be operated by voice command or Remote Touch. Its split-screen capability allows you to simultaneously access information, such as Lexus Night View/Lexus Premium Navigation. Other innovations include the dynamic LED interior illumination system, and an analogue clock with GPS function that cleverly adjusts itself to the local time zone.





EXQUISITE CRAFTSMANSHIP

ASSEMBLED AT OUR AWARD-WINNING TAHARA PLANT, THE LS FLAGSHIP SEDAN OFFERS FIRST CLASS LUXURY FOR DRIVER AND PASSENGERS.

The LS is a wonderful car in which to travel, relax or work: the sumptuous leather driver's seat has 16-way electric adjustments and upholstery that is now 15% thicker. A new ergonomic pelvic function delivers exceptional comfort, while an optional calf support is now available for the front passenger's seat. All quality is overseen by 'Takumi' master craftspeople: witness the beautiful stitching detail on the leather dashboard and precision-machined aluminium audio controls. For the ultimate in refinement, a new striped veneer 'Shimamoku' wood and leather steering wheel is also available (see page 47).

LS 600h



**ENJOY A POWERFUL FULL HYBRID SEDAN,
DELIVERING AMAZINGLY SMOOTH AND LINEAR
ACCELERATION.**

The LS 600h delivers breathtaking performance, yet is amazingly efficient for a large, prestigious car. It is powered by our latest Lexus Hybrid Drive, which comprises a 5.0-litre V8 petrol engine (assembled in a 'clean room' and checked by stethoscope for smooth running) and a 224 DIN hp electric motor. In total, this Full Hybrid produces 445 DIN hp of incredibly refined power, which is transmitted via permanent All-Wheel Drive. Behind the wheel you'll enjoy rapid acceleration, with CO₂ emissions of just 199 g/km. Or switch to Electric Vehicle mode for a near-silent drive and zero emissions (see page 37).



LS 460

EXPERIENCE INCREDIBLE REFINEMENT FROM A HAND-BUILT V8 PETROL ENGINE, AND SUPER SMOOTH 8-SPEED AUTOMATIC TRANSMISSION.

The LS 460 luxury sedan is a remarkably refined car to drive. Powered by an ultra-smooth 4.6-litre V8 petrol engine (its crankshaft is polished by hand to ensure perfect balance) with an 8-speed automatic transmission, it sets new standards for cultivated performance. Delivering effortless power, the LS 460's engine has D-4S direct fuel injection and VVT-iE electric variable valve timing. For superb traction in poor conditions, the LS 460 AWD is equipped with permanent All-Wheel Drive.







DYNAMIC REFINEMENT

THE LS F SPORT MODELS FEATURE SPORTS SUSPENSION, BREMBO® BRAKES AND 19-INCH FORGED ALUMINIUM WHEELS.

For a more engaging drive, the LS F SPORT models have been lowered by ten millimetres, while large Brembo® brakes and 19-inch forged aluminium wheels increase driving enjoyment. With sports suspension developed by the LFA supercar team, the LS 600h F SPORT also features Active Stabilisers. Inside, you'll find sports seats with embossed F SPORT logo, aluminium pedals and inlays; the steering wheel and gearshift being finished in perforated leather (see page 50/51). In the LS 460 F SPORT you'll experience motorsport-inspired 'blipping' between gears, while a Limited Slip Differential gives enhanced traction.



THE EPITOME OF LUXURY

RELAX IN THE RECLINING REAR SEAT AND ENJOY A SHIATSU MASSAGE, WITH CABIN AIR CONTROLLED BY 'CLIMATE CONCIERGE'.

The LS offers superior comfort with breakthrough technologies like 'Climate Concierge'. Constantly monitoring temperatures inside and outside the car, this integrated system automatically adjusts cabin, seat and steering wheel temperatures. Additionally, infrared sensors track the body temperature of your rear seat passengers, adjusting air conditioning and seat heating/cooling accordingly. Award-winning nanoe[®] technology also releases negatively charged ions to freshen cabin air and moisturise your hair and skin (see page 46). For ultimate luxury, the LS 600h L can be equipped with a reclining relaxation seat. Eight air pockets perform 'Shiatsu' massages.



IDENTIFY WITH INTELLIGENCE

PEERLESS SAFETY, DAY OR NIGHT, THANKS TO BREAKTHROUGH TECHNOLOGIES LIKE ADVANCED PRE-CRASH SAFETY (A-PCS).

Available on the LS, our latest A-PCS is one of the most sophisticated systems of its kind, and can even detect errant pedestrians (see page 42). Driver Monitoring warns you if you are becoming tired, and Lane Keeping Assist helps prevent you from drifting out of lane. Blind Spot Monitor alerts you to unnoticed vehicles when changing lanes, while Rear Pre-Crash activates headrests to reduce whiplash. Finally, Lexus Night View displays infrared images of the road ahead, and the Adaptive High Beam System - a Lexus first - activates shutters within the headlights to partially shield illumination that may dazzle oncoming drivers (see page 45).





THE LS LEXUS QUALITY

IMMACULATE FINISH

THE LS IS AVAILABLE WITH SPECIAL SONIC SILVER PAINTWORK THAT IS ENGINEERED TO SHINE IN BOTH SUNLIGHT AND CLOUDY SKIES.

The amazing LS gleams like no other luxury sedan, whatever the weather. After priming and sealing the body, we apply two special base coats. The first contains large aluminium flakes, which sparkle better under sunlight. The second includes smaller flakes, which shimmer brighter under clouds. Then, before the final topcoats, every car is wet-sanded by hand to remove any blemishes and checked by a Takumi master craftsman to ensure an immaculate finish. Finally a 'self-repairing' varnish is applied to protect the paintwork from light, acid rain and scratching.



CREATED WITH A CONSCIENCE

AT THE END OF ITS LIFE, UP TO 85% OF THE LS CAN BE RECYCLED, INCLUDING THE LS 600h'S HYBRID BATTERY.

Everything about the LS 600h is designed to minimise environmental impact. Indigenous, fast-growing bamboo inlay trims and a bamboo/leather steering wheel are available too. Production at the award-winning Tahara plant utilises our world-famous lean manufacturing techniques, with waste being kept to an absolute minimum. Every day the plant's Aqua Control Centre purifies thousands of tons of water.





TECHNOLOGY & SPECIFICATIONS

Lexus Hybrid Drive	36 - 39
Dynamic Performance	40 - 41
Advanced Safety	42 - 43
Exterior Features	44 - 45
Interior Features	46 - 47
Audio and Multimedia	48 - 49
F SPORT	50 - 51
Technical Data	52 - 55
Standard / Additional Equipment	56 - 57
Options and Packs	58 - 59
Interior Combinations	60 - 63
Exterior Colours	64 - 65
Lexus Care	66 - 67



FULL HYBRID TECHNOLOGY

In 2004, Lexus became the first premium carmaker to perfect Full Hybrid technology. Since then, over 650,000 Lexus hybrid models have been sold. The LS 600h's Lexus Hybrid Drive comprises a 5.0-litre V8 petrol engine and 224 DIN hp electric motor, delivering 445 DIN hp of incredibly refined power via permanent All-Wheel Drive.



5.0-LITRE V8 PETROL ENGINE

The finest expression of Lexus' engineering skills, the minimisation of friction and unprecedented precision of assembly all contribute to its remarkable V8 refinement and quietness. This highly responsive aluminium engine also benefits from two advanced Lexus technologies - VVT-iE and D-4S - that deliver optimum engine efficiency throughout the power band.



INTELLIGENT HYBRID TECHNOLOGY

No larger than a conventional automatic transmission, Lexus Hybrid Drive's electric motor, generator and power split mechanism are all housed in one, highly compact, hybrid transmission. Energy flows are managed by an advanced Power Control Unit - often referred to as the 'brain' of Lexus Hybrid Drive - that constantly optimises the allocation of power resources - electric, petrol or a combination of both. Occupying minimum room, resulting in a large, practical boot, the nickel-metal hydride battery provides high power output in relation to its weight. It does not require recharging from an outside power source, or periodical replacement.



EV (ELECTRIC VEHICLE) MODE

With sufficient battery charge, EV mode lets you drive at lower speeds over shorter distances using just electric power. EV mode is whisper quiet, emissions-free and consumes no fuel. It is ideal, for instance, when driving in slow-moving traffic or enclosed car parks.



REGENERATIVE BRAKING

When braking or decelerating, the vehicle's wheels drive the high-output electric motor so that it functions as a generator. Kinetic energy - which would otherwise be lost as heat - is then captured and converted into electric power. This is stored in the hybrid battery for later use when driving in Electric Vehicle mode or accelerating swiftly.



INCREDIBLE HYBRID PERFORMANCE

The LS 600h delivers 445 DIN hp of smooth power that lets you accelerate from 0 to 100 km/h in just 6.1 seconds. Amazingly, the combined CO₂ emissions of this powerful luxury sedan are just 199 g/km and fuel consumption is only 8.6 l/100 km.

EXPERIENCE LEXUS HYBRID DRIVE



START UP, DRIVING OFF

When starting off, the powerful electric motor can swiftly propel the LS 600h up to 67 km/h, with electric power supplied by the hybrid battery. At this point you're driving almost silently, using no petrol and producing zero emissions.



NORMAL DRIVING CONDITIONS

At speeds above 67 km/h the ultra-smooth V8 petrol engine cuts in, almost silently, but still receives assistance from the electric motor when required. Through the near perfect distribution of its petrol and electric power sources, the LS 600h provides extraordinary driving excitement – together with low emissions and modest fuel consumption.



FULL THROTTLE ACCELERATION

Accelerate forcefully and the 224 DIN hp electric motor instantaneously supplements the 5.0-litre 394 DIN hp V8 petrol engine. Together they deliver an incredible surge of torque to provide breathtakingly fast linear acceleration precisely when you need it.

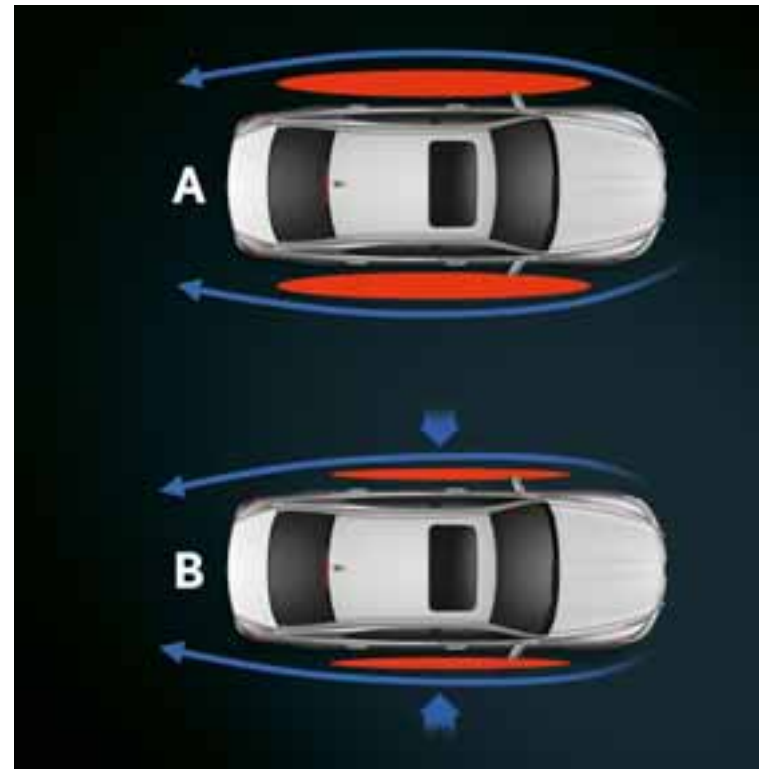


DECELERATION, STOPPING, BRAKING

When decelerating or coming to a halt, the petrol engine turns off, cutting emissions to zero. Brake, or take your foot off the accelerator, and regenerative braking harnesses the kinetic energy lost in other cars. It converts this into electrical energy for storage in the hybrid battery, which is one reason why you never need to recharge a Lexus Full Hybrid.

DYNAMIC PERFORMANCE

The LS was tested and refined in the world's most advanced driving simulator - and then on the Nürburgring. A lightweight aluminium multi-link suspension combines with high-performance pneumatic shock absorbers to provide exceptional stability, handling and ride comfort. Drive Mode Select enables the driver to fine-tune dynamic performance characteristics with Adaptive Variable Suspension contributing to optimum ride comfort.



AERODYNAMICS


The LS has excellent aerodynamics, thanks to details like a near-flat underbody and tiny winglets on the front door pillars and rear lights. First seen on F1 racing cars, these winglets create air vortices (see diagram B) that help pull the airstreams inwards to improve the way the LS cuts through the air. This not only enhances stability and handling, but also improves fuel efficiency and reduces wind noise.

A. Without aerodynamic winglets
B. With aerodynamic winglets



ACTIVE STABILISERS

For even more dynamic control, active stabilisers are fitted to the LS 600h F SPORT model. These twist-torque anti-roll bars allow enhanced body control and steering precision during high-performance cornering.



VARIABLE GEAR RATIO STEERING

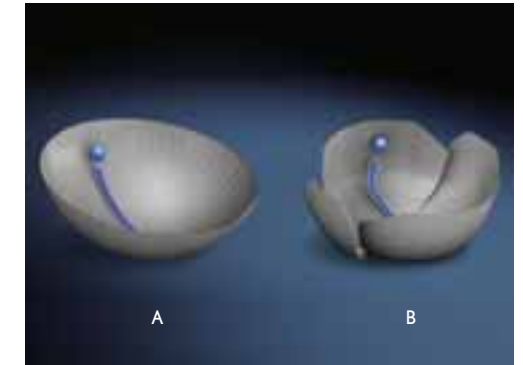
The LS is equipped with precise and speed-sensitive Variable Gear Ratio Steering that adjusts itself according to your speed and, in an emergency, will react to help you steer away from danger or out of a skid.

A. Low speed manoeuvring
B. High speed steering



NOISE-REDUCTION WHEELS

The LS is the first Lexus to be fitted with noise-reduction wheels. These channel resonant road noise into hollow chambers within the wheel rims. Once inside, the vibrations are transformed into kinetic energy, thus reducing the level of noise generated.



VEHICLE DYNAMICS INTEGRATED MANAGEMENT

State-of-the-art Vehicle Dynamics Integrated Management (VDIM) is fitted as standard to the LS. This enables all of the car's stability and control systems to work together, ensuring a level of intervention that's much more refined than if these systems acted independently of one another.

A. With VDIM. Dynamic control systems work smoothly together.
B. Without VDIM. Dynamic control systems work independently.



DRIVE MODE SELECT

The Drive Mode Select, located on the central console, allows you to choose between ECO, NORMAL, COMFORT, SPORT S and SPORT S+ modes, for maximising the car's efficiency, dynamism or refinement.



ECO AND COMFORT MODES

ECO mode modifies power output to maximise fuel efficiency by adjusting the air conditioning and seat heaters. The added COMFORT mode changes the suspension characteristics for a smoother, even more comfortable ride.



SPORT S AND SPORT S+ MODES

These high-performance SPORT modes release the full potential of the powertrain for a sportier drive. Additionally, SPORT S+ increases the difference between inner and outer shock absorber damping to reduce vehicle roll, while Variable Gear Ratio Steering retunes the steering for a more direct drive.

ADVANCED SAFETY

The LS sedan is equipped with our latest Vehicle Dynamics Integrated Management, and is available with Advanced Pre-Crash Safety technology. Pioneering driver support systems include Driver Monitoring, Lane Keeping Assist, Night View and Blind Spot Monitor with Rear Cross Traffic Alert.



■ ADVANCED PRE-CRASH / ADAPTIVE CRUISE CONTROL / REAR PRE-CRASH SAFETY

Available for the first time on a Lexus, our latest Advanced Pre-Crash Safety (A-PCS) is one of the most advanced systems in the industry today and can even detect errant pedestrians. A computer uses data from millimetre-wave radar, a stereo camera and infrared projectors in the headlights to constantly calculate collision risk ahead. If the risk is high, the driver is alerted and brake pressure is increased. Where a collision is unavoidable at speeds up to 40 km/h, the brakes are applied automatically to bring the car to a stop and the front seatbelts are tightened.

The same radar technology is used by Adaptive Cruise Control to maintain a pre-selected distance behind the car ahead at speeds between 0 and 170 km/h. The Rear Pre-Crash Safety System employs millimetre-wave radar to monitor vehicles approaching dangerously fast from behind. If a rear collision seems likely, the front seat Pre-Crash Intelligent Headrests will move forwards and upwards, reducing the risk of whiplash injury.



■ DRIVER MONITORING

Utilising built-in digital cameras with near-infrared LEDs, the Driver Monitoring System can detect if your eyes are shut or if you've been distracted from the road ahead. Warnings are then activated as appropriate.



■ LANE KEEPING ASSIST

This innovative technology helps prevent you from inadvertently drifting out of lane, by way of a warning and the automatic application of a brief corrective steering force.



■ NIGHT VIEW

Combining a powerful infrared camera with near-infrared light projectors, the Night View system captures an illuminated nocturnal image of the area in front of the vehicle. Shown within the 12.3-inch display, this helps reveal objects ahead, well before they could be spotted by the naked eye.



■ BLIND SPOT MONITOR WITH REAR CROSS TRAFFIC ALERT

The Rear Cross Traffic Alert function uses Blind Spot Monitor radar to detect vehicles approaching the area behind the vehicle when your reversing view is obscured. For instance, in a car park, it alerts you with a buzzer and a visual display in the door mirrors.



UP TO 11 AIRBAGS

The LS is equipped with eight airbags (up to eleven when fitted with the rear relaxation seat). These include a breakthrough twin-chamber front passenger airbag. In a collision, a depression is formed in the centre of the airbag to cradle delicate areas such as the nose and mouth. The optional rear relaxation seat comes with a seat cushion airbag. It activates during frontal impact, inflating the front of the seat base to help prevent the occupant sliding forward if the seat is in the reclined position.

EXTERIOR FEATURES



HEATED / FOLDING DOOR MIRRORS

The heated door mirrors can be folded in electrically to help negotiate narrow spaces and, when parked, there is less risk of damage. Electro chromatic technology also dims the mirrors to prevent the risk of being dazzled by following traffic.



HID LIGHTING

High Intensity Discharge (HID) xenon headlights and an Intelligent-Adaptive Front-lighting System are standard on the LS 460. The lights are auto-levelling and have pop-up cleaners.



FOLLOW ME HOME

To light your path to and from the LS, the low-beam headlights can be activated to remain on for 30 seconds. The length of time can be increased to 60, 90 or 120 seconds.



ALL LED LIGHTING

The LS 600h uses LED technology for all exterior lights, including the headlights, front fog lights and rear combination lights (optional on the LS 460). For the headlights, the development team further evolved the characteristic Lexus 3-lamp design. Positioning the low beams higher than the high beams creates a dynamic look.



ADAPTIVE HIGH BEAM SYSTEM

Available with both HID and LED front lights, the Adaptive High Beam System uses a light-sensing camera to detect the headlights of oncoming vehicles and tail lights of those ahead, automatically shading part of the light beam with shutters so as not to dazzle drivers ahead.



LED FOG LIGHTS

The LED front fog lights on the LS 600h combine beautifully with the spindle grille and LED daytime running lights.



LED REAR LIGHTS AND ACTIVE BRAKE LIGHTS

The rear combination lights use elegant LEDs arranged in a Lexus 'L' form. Featuring aero-stabilising fins to reduce turbulence, when braking heavily the lights pulse rapidly to warn following vehicles.



18" ALLOY WHEELS

Smooth, distinctive and extremely stylish, Lexus 10-spoke 18" alloy wheels reflect the cultured visual themes of your LS and have been precision engineered for optimum drive balance.



19" ALLOY WHEELS

The LS's sports performance was the primary design influence of this multi-spoke 19" alloy wheel. It features a chromium dusted finish for added prestige and individuality.



19" ALLOY WHEELS

A powerful multi-spoke design perfectly aligned to the performance and streamlined aerodynamics of your Lexus LS. The silver finish adds to the look of style and sophistication.



18" ALLOY WHEELS

10-spoke alloy wheels with 235/50 R18 tyres.



18" ALLOY WHEELS

5-twin-spoke alloy wheels with a hollow rim chamber for noise reduction, ultra-metallic coating and 235/50 R18 tyres.



19" ALLOY WHEELS

15-spoke alloy wheels with 245/45 R19 tyres.



19" ALLOY WHEELS

7-twin-spoke alloy wheels with a hollow rim chamber for noise reduction, ultra-metallic coating and 245/45 R19 tyres.

INTERIOR FEATURES



■ CLIMATE CONCIERGE / NANOE® TECHNOLOGY

Constantly monitoring temperatures inside and outside the car, breakthrough 'Climate Concierge' is an integrated system that automatically adjusts cabin, seat and steering wheel temperatures. Infrared sensors track the body temperature of your rear seat passengers, adjusting air conditioning and seat heating/cooling. Additionally, award-winning nanoe® technology releases microscopic, negatively charged particles into the cabin. Attaching themselves to airborne particles, the nanoe® ions purify the cabin air and effectively deodorise seats. Because their moisture content is 1,000 times that of conventional ions, you'll notice a moisturising effect on your skin and hair.



■ LEATHER / WOOD DESIGN

A three-spoke steering wheel has been ergonomically designed for the LS. Available with Golden ash burl, Matt Brown ash burl, Dark Brown walnut, bamboo or shimamoku wood inlays - and with an optional leather central pad - all steering wheel designs can be heated.



■ SHIMAMOKU STEERING WHEEL

The LS steering wheel and dashboard ornamentation are available in a shimamoku finish. A fine example of traditional Japanese craftsmanship, shimamoku veneer - translated as 'striped wood' - involves 67 manufacturing steps over the course of 38 days.



■ STEERING WHEEL CONTROLS

Buttons to operate audio, phone, display and voice recognition are ergonomically integrated within the steering wheel. The optional Lane Keeping Assist switch and Adaptive Cruise Control radar button are also steering wheel mounted.



■ EXCLUSIVE SMART KEY

The LS comes as standard with a beautifully crafted leather and aluminium smart key. This allows the owner to lock and unlock the doors, start the engine and open the boot simply by carrying the key in their pocket or handbag. A card key is also available. Smaller than a credit card, it fits comfortably in your wallet or shirt pocket.



■ FRONT SEATS

These sumptuous leather seats are now 15% thicker with a new ergonomic pelvic function that delivers exceptional comfort on longer journeys. For ease of entry, the driver's seat also automatically slides back 50 mm and the steering wheel retracts.



■ CALF SUPPORT

On the LS the driver can extend the seat cushion for improved support. And the front passenger has an extendable calf support to improve comfort and relaxation.



■ REAR ARMREST UPGRADE

With 4-zone air conditioning, this armrest features an LCD panel to set the rear climate zones, adjust the audio and operate the rear blind. A cool box is also specified on LS 460 models.



■ REAR MASSAGE SEAT

The LS 600h L is available with a relaxation seat that reclines by up to 45 degrees, with extending thigh and footrest. The seat back incorporates eight air pockets that perform 'Shiatsu' acupressure massages.



○ TEXTILE FLOOR MATS

Luxurious textile floor mats, made of acuvelour, complement the sound absorbing qualities of your car's carpets. The driver's mat has safety fixings to hold it firmly in place.



■ ELECTRIC SEAT ADJUSTMENT

Already renowned for their comfort, the front seats in the LS have been further improved with 16-way adjustment for the driver (4-way lumbar support) and 14-way adjustment for the passenger (2-way lumbar support).



■ DYNAMIC LED INTERIOR ILLUMINATION

Approach the car and it automatically switches on the puddle lights in the door mirrors and clock light to welcome you. Unlock the doors and the daytime running lights illuminate, as if the LS is awakening. Press the START button and an elegant animation appears on the multimedia display, then gentle light streams along the dashboard.



■ ANALOGUE LED CLOCK

Taking pride of place in the centre of the dashboard, this classic timepiece bears testament to Lexus craftsmanship. With white LED illumination it also uses GPS to cleverly adjust to the local time zone.

■ Available as an option, part of a pack or standard according to the model.
○ Available as an accessory.

AUDIO AND MULTIMEDIA



19-SPEAKER MARK LEVINSON®

For world-class in-car entertainment, a peerless 19-speaker Mark Levinson® Reference Surround system comes as standard on all LS 600h models and is optional on LS 460 models. With it, passengers enjoy perfect 7.1-channel surround sound. Bluetooth® mobile phone connectivity, an auxiliary input and two USB ports for use with iPhones® or media players are also fitted.



○ HEADPHONES

High quality headphones for the rear entertainment system are wireless and lightweight. They have independent volume controls, two audio channels and an 'auto off' mode to help preserve battery life.



○ LEXUS HOTSPOT

A special automotive design enabling connectivity for up to 5 WiFi phones, tablets and other mobile devices. It wires into the car electrics, has a high speed antenna and uses your choice of SIM card.



■ BLU-RAY™ PLAYER

The Rear Seat Entertainment System features a separate DVD player and a 9-inch screen for the 5.1 home theatre entertainment experience of the Mark Levinson® Reference Surround system. This features another Lexus first; a high contrast, high definition Blu-ray™ player.



■ 9-INCH WIDESCREEN

The LS can be fitted with a rear seat home theatre system with SD card compatibility. Now available with Blu-ray™ technology too, this is viewed via a 9-inch full colour LCD widescreen, where audio is played via headphones or the car's loudspeakers.



DIGITAL ENTERTAINMENT

Favourite DVDs can be watched - when the vehicle is stationary - on the central display screen in all LS models. Or an iPod® can be played through the vehicle's speakers, while viewing digital music information on the display.



MARK LEVINSON® SOUND

One of the most sought-after high-end audio equipment makers in the world, Mark Levinson's reputation for pure musical reproduction is legendary. The system has an uncanny ability to reproduce audio subtleties with nothing taken away from the original performance.



LEXUS PREMIUM NAVIGATION

The 12.3-inch screen is operated by Remote Touch or voice commands. With vivid 3D graphics and many mapping options, once parked, the system can even generate a QR code for your smartphone, to help you reach your final destination on foot.



LEXUS CONNECTED SERVICES

The LS offers next-generation services like Online Search, Google Street View®, Panoramio® or Connected Traffic. For extra convenience you can even forward a route from your laptop or tablet to your car's navigation system.



PARKING ASSIST MONITOR

Engage reverse and the view behind the car is relayed to the standard 12.3-inch display, complete with on-screen guides to assist parking.



REMOTE TOUCH

Next-generation Remote Touch, with single press confirmation, lets you interact intuitively with the central multimedia display. Ergonomically designed, this highly intuitive controller is close at hand and as easy to use as a computer mouse.

F SPORT

Tested and tuned by the Lexus 'Drive Meisters' who developed the LFA supercar and IS F high performance sedan, the LS 600h F SPORT and LS 460 F SPORT models carry the spirit of these two amazing cars. Both LS F SPORT sedans are exclusively designed and dynamically enhanced. In the LS 460 F SPORT you'll experience the additional thrill of the throttle automatically 'blipping' between gears, while a Limited Slip Differential gives enhanced traction and improved handling.



EXCLUSIVE FRONT BUMPER AND GRILLE

Lowered by 10 mm for improved high-speed cornering, the eye-catching F SPORT makes a bold and assertive design statement with its distinctive honeycomb spindle grille and unique bumper. The deeper, lower section incorporates an integral spoiler and is complemented by two separate outer mesh grilles.



BBS® 19" FORGED WHEELS

Exclusive F SPORT design BBS® 19" forged aluminium wheels are fitted with ultra low-profile tyres. Brembo® ventilated disc brakes ensure immense stopping power.



F SPORT BADGE

Although discreet, the F SPORT logo is a badge of distinction. It reflects motorsport inspired design influences and hints at a lineage that is shared - in part - with the Lexus LFA V10 supercar.



F SPORT STEERING WHEEL

Grip the perforated leather steering wheel - with its F SPORT logo and paddle shifts - and you'll notice a tangible sense of being at-one with this high-performance sedan.

F SPORT GEARSHIFT

Finished in perforated leather, the F SPORT gearshift design matches the steering wheel to create a cohesive sense of sporting intent.



ALUMINIUM SCUFF PLATES

The inset front and rear door scuff plates are finished in brushed aluminium and inscribed with the LEXUS logo, exclusively in jet black.



DRILLED SPORT PEDALS

Drilled aluminium pedals reflect the motorport design heritage of the LS F SPORT model. High-grip, they are exceptionally responsive.



ALUMINIUM INLAYS

The brushed aluminium inlays perfectly complement the drilled sport pedals, scuff plates and other F SPORT interior trim elements.



F SPORT LEATHER UPHOLSTERY

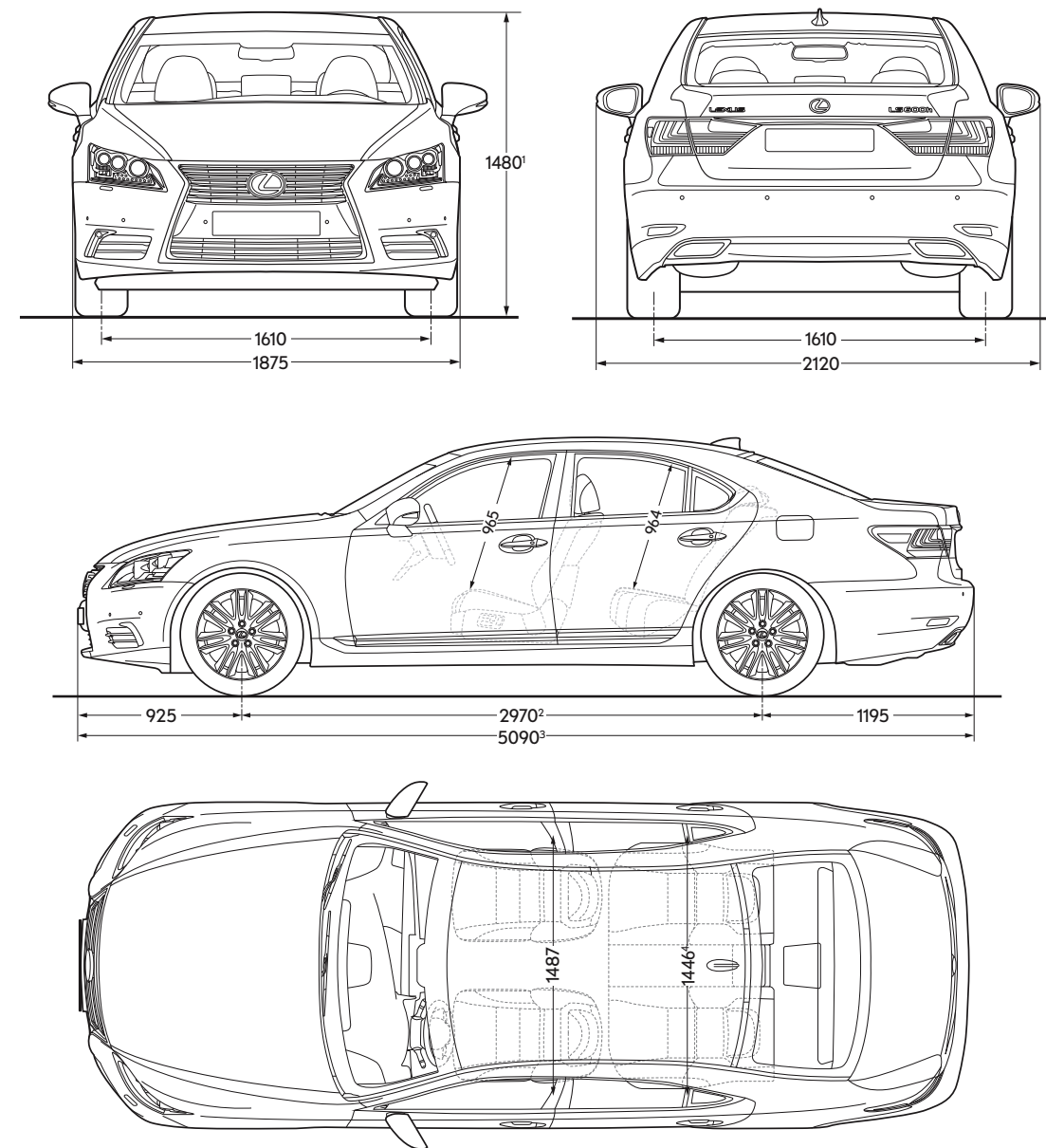
A new, perforated leather design has been developed for the 16-way F SPORT driver's seat. Embossed with the F SPORT emblem, and featuring black and mellow white interior colours, all F SPORT interiors have a black roof lining.

LS 600h

TECHNICAL DATA

MAXIMUM OUTPUT	
DIN hp / kW	445 / 327
ENGINE	
Capacity (cm ³) / Cylinders / Valves	4969 / V8 / 32
Valve mechanism	Dual VVT-i (VVT-iE at intake)
Fuel type / Octane rating	Petrol / 95 or +
Max. power (DIN hp / kW @ rpm)	394 / 290 @ 6400
Max. torque (Nm @ rpm)	520 @ 4000
ELECTRIC MOTOR	
Type	AC synchronous, permanent magnet
Max. output (DIN hp / kW)	224 / 165
Max. torque (Nm)	300
HYBRID BATTERY	
Type	Nickel-Metal Hydride (Ni-MH)
No. of cells	240
Nominal voltage (V) / System voltage (V)	288 / 650
TRANSMISSION	
Driven wheels	Permanent All-Wheel Drive
Transmission	Electronic-Continuously Variable Transmission (E-CVT)
PERFORMANCE	
Max. speed (km/h)	250
0-100 km/h (s)	6.1
CO ₂ EMISSIONS* (g/km)	
Emissions level	Euro 6
Combined	199

FUEL CONSUMPTION* (l/100 km)	
Combined	8.6
BRAKES	
Front	Ventilated discs
Rear	Ventilated discs
SUSPENSION	
Front	Multi-link
Rear	Multi-link
STEERING	
Type	Rack and pinion
Turns (lock to lock)	2.3 - 3.7 / 2.2 - 3.4 ¹
Min. turning radius (m)	5.7 / 5.8 / 5.9 ²
WEIGHTS (kg)	
Gross vehicle	2765 / 2785 ³
Kerb (min. - max.)	2230 - 2390 / 2270 - 2340 / 2320 - 2410 ⁴
DRAG COEFFICIENT	
Cd value	0.27
CAPACITIES (l)	
Fuel tank	84
Luggage compartment	
- with tyre repair kit	420
- with temporary spare wheel	370



¹ 1st figures = LS 600h. 2nd figures = LS 600h F SPORT

² 1st figure = LS 600h. 2nd figure = LS 600h F SPORT. 3rd figure = LS 600h L

³ 1st figure = LS 600h. 2nd figure = LS 600h L. With optional rear seat relaxation package specified on LS 600h L = 2815 (5-seat capacity) / 2750 (4-seat capacity).

⁴ 1st figures = LS 600h. 2nd figures = LS 600h F SPORT. 3rd figures = LS 600h L. With optional rear seat relaxation package specified on LS 600h L = 2370 - 2440 (5-seat capacity) / 2380 - 2450 (4-seat capacity).

* The fuel consumption and CO₂ values are measured in a controlled environment, in accordance with the requirements of Directive 80/1268/EEC incl. its amendments, on a vehicle with European Standard equipment. For further information, or if you are interested in purchasing a vehicle with European Standard equipment, please contact your Lexus Authorised Importer.

The fuel consumption and CO₂ values of your vehicle may vary from those measured. Driving behaviour as well as other factors (such as road conditions, traffic, vehicle condition, tyre pressure, installed equipment, load, number of passengers, etc) play a role in determining a car's fuel consumption and CO₂ emissions.

Please note: further Technical Data, including any updates, can be found at www.lexus.eu

¹ = 1470 for LS 600h F SPORT.

² = 3090 for LS 600h L.

³ = 5210 for LS 600h L.

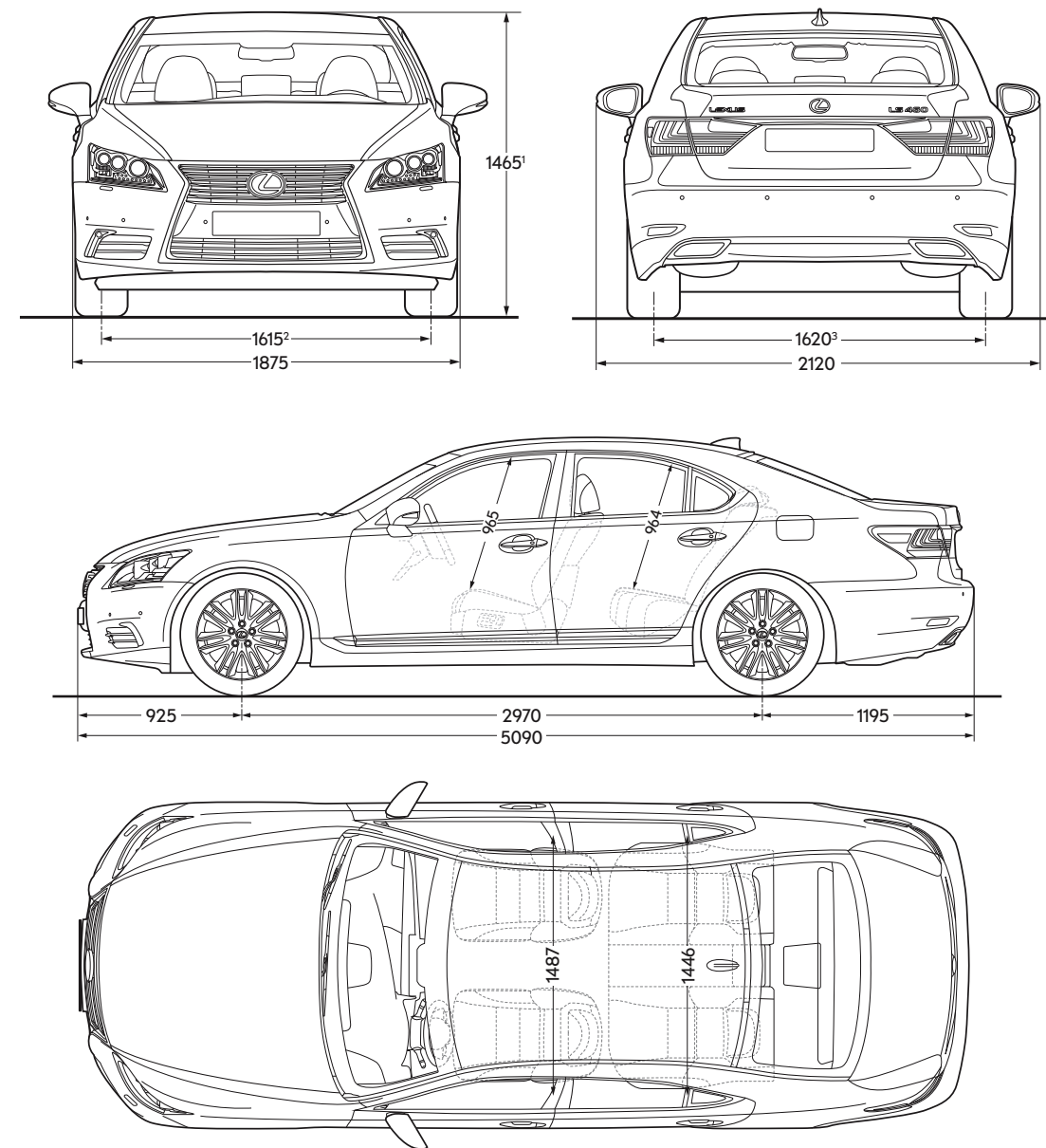
⁴ = 1432 for LS 600h L.

Please note: the dimensions illustrated / noted above are measured in millimetres.

LS 460 / LS 460 AWD TECHNICAL DATA

	LS 460	LS 460 AWD
MAXIMUM OUTPUT		
DIN hp / kW	387 / 285	370 / 272
ENGINE		
Capacity (cm ³) / Cylinders / Valves	4608 / V8 / 32	4608 / V8 / 32
Valve mechanism	Dual VVT-i	Dual VVT-i
Fuel type	Petrol, 95 octane or +	Petrol, 95 octane or +
Max. power (DIN hp / kW @ rpm)	387 / 285 @ 6400	370 / 272 @ 6400
Max. torque (Nm @ rpm)	493 @ 4100	473 @ 4100
TRANSMISSION		
Driven wheels	Rear-wheel drive	Permanent All-Wheel Drive
Transmission	8-speed automatic with sequential shift mode	8-speed automatic with sequential shift mode
PERFORMANCE		
Max. speed (km/h)	250	250
0-100 km/h (s)	5.7	6.3
CO₂ EMISSIONS* (g/km)		
Emissions level	Euro 6	Euro 6
Combined	249	263
FUEL CONSUMPTION* (l/100 km)		
Combined	10.7	11.4

	LS 460	LS 460 AWD
BRAKES		
Front	Ventilated discs	Ventilated discs
Rear	Ventilated discs	Ventilated discs
SUSPENSION		
Front	Multi-link	Multi-link
Rear	Multi-link	Multi-link
STEERING		
Type	Rack and pinion	Rack and pinion
Turns (lock to lock)	2.4 - 3.7 / 2.4 - 3.6 ¹	2.3 - 3.7
Min. turning radius (m)	5.4 / 5.5 ²	5.7 / 5.9 ²
WEIGHTS (kg)		
Gross vehicle	2455	2575
Kerb (min. - max.)	1940 - 2080 / 1980 - 2020 ³	2080 - 2200
DRAG COEFFICIENT		
Cd value	0.26	0.27
CAPACITIES (l)		
Fuel tank	84	84
Luggage compartment		
- with tyre repair kit	560 ⁴	560
- with full size spare wheel	510 ⁴	510



¹ 1st figures = LS 460. 2nd figures = LS 460 specified with optional 19" wheels. LS 460 F SPORT = 2.3 - 3.5

² 1st figure = LS 460. 2nd figure = LS 460 specified with optional 19" wheels.

³ 1st figures = LS 460. 2nd figures = LS 460 F SPORT

⁴ With optional rear seat upgrade package specified on LS 460 = 490 (with tyre repair kit) / 440 (with full size spare wheel).

* The fuel consumption and CO₂ values are measured in a controlled environment, in accordance with the requirements of Directive 80/1268/EEC incl. its amendments, on a vehicle with European Standard equipment.

For further information, or if you are interested in purchasing a vehicle with European Standard equipment, please contact your Lexus Authorised Importer.

The fuel consumption and CO₂ values of your vehicle may vary from those measured. Driving behaviour as well as other factors (such as road conditions, traffic, vehicle condition, tyre pressure, installed equipment, load, number of passengers, etc.) play a role in determining a car's fuel consumption and CO₂ emissions.

Please note: further Technical Data, including any updates, can be found at www.lexus.eu

¹ = 1455 for LS 460 F SPORT.

² = 1610 for LS 460 models specified with optional 19" wheels.

³ = 1615 for LS 460 models specified with optional 19" wheels

Please note: the dimensions illustrated / noted above are measured in millimetres.

STANDARD EQUIPMENT FOR ALL MODELS

ACTIVE SAFETY AND DRIVING DYNAMICS

Active brake lights
Adaptive Variable Suspension (AVS)
Air suspension
Braking, stability, steering and traction systems¹
- ABS / BAS / EBD / ECB / EPB / EPS / TRC / VGRS / VSC
Drive Mode Select (ECO / COMFORT / NORMAL / SPORT S / SPORT S+)
Hill-start Assist Control (HAC)
Tyre Pressure Warning System (TPWS)
Vehicle Dynamics Integrated Management (VDIM)

PASSIVE SAFETY

Airbag cut-off switch, front passenger
Audible and visual front seatbelts reminder
ISOFIX attachment, outer rear seats
Seatbelt pre-tensioners, front and rear seats
8 airbags in total
- driver and front passenger; head, side and knee
- outer rear seats; side
- cabin sides; full-length curtain shield
Whiplash Injury Lessening (WIL) front seats with active headrests

EXTERIOR

Door mirrors
- electrically adjustable, folding and heated
- electro chromatic (auto-dimming)
- integral turn signal indicators and puddle lights
Dusk sensor with follow me home function
Fog lights, front and rear
Light Emitting Diode (LED)
- daytime running lights
- licence plate illumination
- rear combination lights
Paintwork with 'self-restoring coat'
Parking assist sensors, front and rear
Rain sensing wipers
Ultra Violet (UV) and heat insulating tinted glass
Water-repellent glass, front door windows

SECURITY

Anti-theft system²
- immobiliser / intrusion sensor / siren
Auto door locking
Double door lock

AUDIO, COMMUNICATION AND INFORMATION

5.8" colour multi-information display
Analogue clock
- GPS function
AUX socket & 2 USB ports
Bluetooth® mobile phone and audio connectivity
DAB tuner³ / in-dash, single-slot CD/DVD player
Dual instrument illumination (Blue / Red)
Lexus Premium Navigation
- 12.3" multimedia, split-screen display operated by Remote Touch
- Hard Disk Drive (HDD) navigation system with Dynamic Route Guidance (DRG)²
- multiple display screens to control/monitor vehicle systems, e.g. audio/climate/on-board computer
- parking assist monitor
Lexus Connected Services
- multiple online applications³
Optitron instrumentation
Steering wheel mounted controls
- audio / display / phone / voice

INTERIOR COMFORT AND CONVENIENCE

12 V socket, centre console
Automatic boot close (soft shut)
Cruise control
Easy exit and entry facility
- driver's seat / steering wheel with retract/return function
Electrically operated windows, front and rear
Front centre armrest and storage box
Front seats, electrically adjustable
- 4-way lumbar support (driver) / 2-way lumbar support (passenger)
- 10-way adjustment (driver) / 10-way adjustment (passenger)
- 2-way extending seat cushion (driver)
- heated and ventilated (driver and passenger)
- memory, 3 pre-sets (driver and passenger)
Illuminated entry system
Leather trimmed gearshift lever and smart key
Light Emitting Diode (LED) dynamic interior ambient lighting
One-touch, 3 x repeat, side indicator with auto return
Rear centre armrest
- storage space and cup holder
Rear seats, heated
Rear-view mirror
- electro chromatic (auto-dimming)
Rear window sunshade, electric
Smart entry and start system

ADDITIONAL EQUIPMENT BY MODEL

LS 460

(In addition to standard equipment)

3-spoke leather steering wheel with wood
- electrically multi-adjustable
10-speaker premium audio system
18" alloy wheels, 10-spoke design
- 235/50 R18 tyres
- tyre repair kit / full-size alloy spare¹
ECO Driving Indicator
Electronic climate control
- 2-zone / nanoe® technology
High Intensity Discharge (HID) xenon headlights
- auto-levelling with pop-up cleaners
- Intelligent-Adaptive Front-lighting System (I-AFS)
Leather upholstery with wood inlays
Through-load facility

LS 460 AWD

(In addition to LS 460)

Heated steering wheel
Permanent All-Wheel Drive (AWD)

LS 600h

(In addition / different to LS 460)

19" alloy wheels, 15-spoke design
- 245/45 R19 tyres
- Brembo® brakes
19-speaker Mark Levinson® Reference Surround system
Adaptive High Beam System (AHS)
Console box end with wood inlay
Dual meters
- Hybrid System Indicator / tachometer
EV (Electric Vehicle) mode
Light Emitting Diode (LED)
- front fog lights
- headlights (high and low beam)
Permanent All-Wheel Drive (AWD)

LS 600h L

(In addition / different to LS 600h)

Alcantara®
- front and centre pillars / sun visors / roof lining
Four-zone air conditioning
- Climate Concierge
- rear climate system upgrade
- separate temperature control, left and right
Front seats, additional feature²
- 2-way extendable calf support (passenger)
Glass sunroof, electric tilt/slide
Rear centre armrest, additional functions³
- controls for climate, audio, seats and sunshade operation
Rear seats (left and right)
- 2-way lumbar support
- air conditioned and electrically adjustable with memory
- butterfly headrests
- lumbar massage, electrically operated
Rear seat entertainment system with 9" colour monitor
- DVD and Blu-ray™ player
- remote control
- SD card compatibility
Rear side airbags
Semi-aniline leather upholstery
Steering wheel, additional feature
- leather centre pad
Sunshades, electrically operated for rear door windows
Wheelbase and total vehicle length extended by 120 mm

LS 460 F SPORT / LS 600h F SPORT

(In addition / different to LS 460 / LS 600h)

19" forged aluminium wheels, F SPORT design
- Brembo® brakes
- 245/45 R19 tyres
Active stabilisers (LS 600h F SPORT)
F SPORT exterior design elements
- front and rear bumper
- front fog lamps exclusive to F SPORT
- honeycomb spindle grille / side logos
F SPORT interior design elements
- aluminium inlays / black roof lining
- drilled aluminium pedals / unique scuff plates
- perforated leather steering wheel and gearshift
- perforated leather upholstery exclusive to F SPORT

¹ ABS = Anti-lock Braking System / BAS = Brake Assist System / EBD = Electronic Brake-force Distribution / ECB = Electronically Controlled Braking / EPB= Electronic Parking Brake / EPS = Electric Power Steering / TRC= Traction Control / VGRS = Variable Gear Ratio Steering / VSC = Vehicle Stability Control

² Please consult your local Lexus Authorised Retailer for information regarding the specification status of this equipment item in your country.

³ Please consult your local Lexus Authorised Retailer for details of the Lexus Connected Services which are available in your country.

¹ Please consult your local Lexus Authorised Retailer for information regarding the specification status of this equipment item in your country.

² Not available with the rear seat relaxation pack.

³ No through-load facility

OPTIONS AND PACKS

OPTIONS	LS 460*	LS 460 AWD	LS 600h*	LS 600h L
19" alloy wheels, 7-twin-spoke hollow chamber (245/45 R19 tyres)	– / –	–	o / –	o
19-speaker Mark Levinson® Reference Surround system	o / o	o	s / s	s
Adaptive High Beam System (AHS)	o / o	o	s / s	s
Blind Spot Monitor (BSM) with Rear Cross Traffic Alert (RCTA)	o / o	o	o / o	o
Card key	o / o	o	o / o	o
Glass sunroof, electric tilt/slide	o / o	o	o / o	s
Ground spare tyre	o / o	o	o / o	o
Heated steering wheel	–	s	o / o	o
Light Emitting Diode (LED) headlights (low and high beam) with Adaptive High Beam System (AHS)	o / o	o	s / s	s

PACKS	LS 460*	LS 460 AWD	LS 600h*	LS 600h L
Advanced Safety & Driver Assist				
Pre-Crash Safety (PCS)	o / o	o	o / o	o
Advanced Pre-Crash Safety (A PCS)	o / –	o	o / –	o
Advanced Pre-Crash Safety (A PCS) with Night View	o / –	o	o / –	o
Interior Luxury				
Instrument panel upgrade	– / –	–	o / –	o
Interior upgrade	o / –	o	o / –	s
Interior upgrade F SPORT	– / o	–	– / o	–
Rear seat upgrade	o / –	o	o / –	s
Entertainment & Relaxation				
Rear seat entertainment	o / –	o	o / –	s
Rear seat relaxation (4-seat capacity)	– / –	–	– / –	o
Rear seat relaxation (5-seat capacity)	– / –	–	– / –	o

– = not available / o = available to order as an option or a pack at extra cost / s = standard

* LS 460 and LS 600h are additionally available as F SPORT models. The two entries in each column illustrate the respective availability of the option or pack for: LS 460 / LS 460 F SPORT and LS 600h / LS 600h F SPORT.

Please note: not all options and packs are available in all countries. Also, certain options and/or packs may need to be ordered in combination with one another or cannot be ordered together. Please consult your local Lexus Authorised Retailer for further information regarding options and/or packs availability in your country.

ADVANCED SAFETY & DRIVER ASSIST

Pre-Crash Safety (PCS)

Adaptive Cruise Control (ACC) - all-speed
Blind Spot Monitor (BSM) with Rear Cross Traffic Alert (RCTA)
PCS system

- millimetre-wave radar
- Pre-Crash Brake Assist / Pre-Crash Brake
- Pre-Crash Seatbelts

Advanced Pre-Crash Safety (A PCS)

Contents of PCS pack
Adaptive High Beam System (AHS)¹
Advanced Obstacle Detection

- stereo camera and near infrared projectors supplement millimetre-wave radar to detect a wider range of objects including moving pedestrians, even at night

Driver Monitoring System

- can activate pre-crash warnings if the driver is not looking at the road ahead and an obstacle is detected

Emergency Steering Assist

- can provide improved vehicle posture and response to rapid avoidance manoeuvres

Rear PCS

- millimetre-wave radar scans the area behind the car and can activate Pre-Crash intelligent front headrests

Lane Keeping Assist (LKA)

Advanced Pre-Crash Safety (A PCS) with Night View

Contents of A PCS pack
Night View Display

- provides an illuminated nocturnal image of the area ahead of the vehicle within the 12.3" split-screen

INTERIOR LUXURY

Instrument panel upgrade

Leather dashboard and door panels
Leather door integrated armrests
Leather glove box

Interior upgrade

Alcantara®

- front and centre pillars / sun visors / roof lining

Console box end with wood inlay
Front seats, additional feature

- extendable calf support (passenger)

Semi-aniline leather front armrest
Semi-aniline leather seats

Interior upgrade F SPORT

Alcantara®

- front and centre pillars / sun visors / roof lining

Steering wheel additional feature

- leather centre pad

Rear seat upgrade

18" alloy wheels, 5-twin-spoke hollow chamber
- 235/50 R18 tyres (LS 460 / LS 460 AWD only)
or 19" alloy wheels, 7-twin-spoke hollow chamber
- 245/45 R19 tyres (LS 460 only)
or 19" alloy wheels, 15-spoke design
- 245/45 R19 tyres (LS 460 only)

Four-zone air conditioning

- Climate Concierge
- cool box²
- rear climate system upgrade
- separate temperature control, left and right
- sunshades, electrically operated for rear door windows

Front seats, additional feature

- 2-way extendable calf support (passenger)

Multi-function folding rear centre armrest³

- controls for climate, audio, seats and sunshade operation

Rear seats (left and right)

- 2-way lumbar support
- air conditioned
- butterfly headrests
- electrically adjustable with memory
- lumbar massage, electrically operated

Rear side airbags

ENTERTAINMENT & RELAXATION

Rear seat entertainment

19-speaker Mark Levinson® Reference Surround system¹
Glass sunroof, electric tilt/slide
Rear seat entertainment system with 9" fold-down colour monitor

- DVD and Blu-ray™ player
- remote control
- SD card compatibility

Rear seat relaxation package

(4-seat capacity)

Contents of rear seat entertainment pack
Rear relaxation seat (right)

- body temperature sensing climate control (via infrared sensor)
- electrically reclining with extending footrest
- front seat passenger headrest, electrically folding
- massage functions operated via remote control
- seat cushion airbag

Fixed rear centre console with control panel³

- table with wood inlay, adjusts and retracts
- storage facility for remote controls

Rear seat relaxation package

(5-seat capacity)

Contents of rear seat entertainment pack
Contents of rear relaxation seat (right)
Folding rear centre armrest with control panel³

- storage facility for remote controls

Rear facing console, located between front seats

- 9" colour monitor housed in console

¹These equipment items are part of the standard specification for LS 600h and LS 600h L models. It is only for LS 460 and LS 460 AWD that they are supplied as part of the equipment items included for the respective packs.

²Only specified on LS 460 and LS 460 AWD.

³No through-load facility

Please note: not all packs are available in all countries and certain packs may need to be ordered in combination with one another or cannot be ordered together. Please consult your local Lexus Authorised Retailer for further information regarding pack availability and details in your country.

INTERIOR COMBINATIONS

SMOOTH LEATHER¹



Mellow White Ivory Light Grey Black Topaz Brown Black Mellow White

F SPORT LEATHER²

SEMI-ANILINE LEATHER³



Mellow White Ivory Light Grey Black Topaz Brown

WOOD INLAYS⁴



Brown, ash burl (matt finish) Dark Brown, walnut Black & Grey, shimamoku Golden, ash burl Bamboo Aluminium

F SPORT INLAY⁵

Light Grey smooth leather with Black and Grey shimamoku inlays



Ivory smooth leather with Dark Brown walnut inlays



Mellow White smooth leather with Brown ash burl inlays



¹ Smooth leather is standard for LS 460, LS 460 AWD and LS 600h.

² F SPORT leather is standard for LS 460 F SPORT and LS 600h F SPORT.

³ Semi-aniline leather is standard for LS 600h L. It is also available as part of the interior upgrade pack for LS 460, LS 460 AWD and LS 600h.

⁴ Wood inlays are specified as standard for all LS models except for F SPORT versions. In combination with smooth leather you can choose between brown ash burl, dark brown walnut or black & grey shimamoku wood inlays.

⁵ With semi-aniline leather you additionally have the choice of golden ash burl and bamboo wood inlays.

⁵ Aluminium inlay is standard on F SPORT.

The images on the following 3 pages illustrate a selection of the interior combinations available. Your local Lexus Authorised Retailer will be pleased to provide you with any further help.

INTERIOR COMBINATIONS

Black F SPORT leather with Aluminium inlays



Black semi-aniline leather with Bamboo inlays



Mellow White F SPORT leather with Aluminium inlays



Topaz Brown semi-aniline leather with Black and Grey shimamoku inlays



Mellow White semi-aniline leather with Golden ash burl inlays



EXTERIOR COLOURS

F WHITE (083)¹



SONIC TITANIUM (1J7)



STARLIGHT BLACK (217)



SIENNA BROWN (4V3)²



WHITE PEARL (077)²



MERCURY GREY (1H9)



SAND ECRU (4U7)²



MORELLO RED (3R1)



SONIC SILVER (1J2)



BLACK (212)³



DARK OPAL (214)²



¹ Exclusive to F SPORT models.
² Not available on F SPORT models.
³ Solid colour

Please note: due to printing variances, actual paintwork colours may vary slightly from those illustrated.



LEXUS CARE

At Lexus, we believe in Creating Amazing. This is as true for our service and after-sales programmes as it is for the cars themselves. Throughout your vehicle's life, Lexus Care ensures a first class ownership experience, offering bespoke service and maintenance plans, each designed to provide complete satisfaction and total peace of mind.

Lexus cars are equipped with the world's most advanced technology to provide an amazing 'Omotenashi' (the Japanese spirit of hospitality) experience. Reflecting our unique approach to building cars, we also aim to treat each customer as we would a guest in our home. This world-class service philosophy has led to details like (for example) fresh flowers in handover rooms, spotlessly clean service bays, and a complimentary car wash.

After delivering each new Lexus, we see caring for your car as the equivalent of caring for you, our customer. Lexus Authorised Retailers are committed to delivering the highest level of customer satisfaction. You can catch up on the news with a cappuccino in our comfortable lounge area, or browse the internet at your leisure. Meanwhile, our technicians perform their tasks with optimum efficiency to get you back on the road with minimum interruption to your day.



LEXUS SERVICE

Lexus Service is an invitation for you to entrust the wellbeing of your Lexus to dedicated professionals and an opportunity for us to offer unparalleled levels of care. Exhaustive staff training and continuous career development programmes help provide you with the peace of mind that we're doing our utmost to ensure your Lexus stays in showroom condition.

- Professional Lexus technicians
- Genuine Lexus parts
- Lexus service history protects re-sale value
- Thorough visual safety report
- Lexus service tailored to your needs
- State-of-the-art facilities and equipment



LEXUS WARRANTY

- 3-year or 100,000 km comprehensive warranty
- 3-year surface rust and paintwork warranty
- 12-year corrosion warranty
- 5-year or 100,000 km warranty on certain hybrid components

LEXUS MOBILITY

We want to ensure that you enjoy driving your Lexus anywhere in Europe with complete peace of mind. This is why we provide free Lexus Euro Assistance 24* for the first three years of ownership. This programme ensures your mobility, to take you where you need to go. Part of this could include, for example, towing, hotel accommodation, car hire, repatriation of the vehicle and many more services should your Lexus be immobilised, stolen, or involved in a collision.

* Conditions may vary between countries. Please consult your Lexus Authorised Retailer or Repairer for details.



EXPERIENCE THE LS

Please contact your nearest Lexus Authorised Retailer for a test drive.

More about the LS:

www.lexus.eu/ls

www.facebook.com/LexusEurope

www.youtube.com/LexusEurope

www.twitter.com/LexusEurope

© 2014 Lexus Europe* reserves the right to alter any details of specifications and equipment without notice. Details of specifications and equipment are also subject to change to suit local conditions and requirements. Please enquire at your local Lexus Authorised Retailer of any such changes that might be required for your area.

Note: vehicles pictured and specifications detailed in this brochure may vary from models and equipment available in your area. Vehicle body colour might differ slightly from the printed photos in this brochure.

For further information please visit our website: www.lexus.eu

Taking care of the environment is a priority for Lexus. We take many measures to ensure that during the lifecycles of our vehicles - from design, production, distribution, sales and service to end-of-life - their environmental impact is minimised. Your retailer will be happy to provide more information on end-of-life vehicle requirements.

* Lexus Europe is a division of Toyota Motor Europe NV/SA.

Printed in Europe, September 2014

